


SEA GREEN SPREADING JUNIPER *Juniperus chinensis 'Sea Green'*

☀️ ↑ 90 cm / 36" ↔ 1.25 m / 4'

Compact upward arching branches (fountain appearance) mint-green colour.



GOLD STAR® SPREADING JUNIPER *Juniperus chinensis Gold Star®*

☀️ ↑ 60 cm / 24" ↔ 1.25 m / 4' USPP#3801

A compact selection of Golden Pfitzer. New growths is bright golden-yellow becoming yellowish with ages and the center is blue-green. Slower growth rate provides a more uniform shape.



YOUNGSTOWN ANDORRA SPREADING JUNIPER
Juniperus horizontalis 'Andorra'

☀️ ↑ 45 cm / 18" ↔ 1.25 m / 4'

Groundcover, bright green foliage, turns purple in fall.



BLUE CHIP SPREADING JUNIPER *Juniperus horizontalis 'Blue Chip'*

☀️ ↑ 30 cm / 12" ↔ 1.25 m / 4'

Compact groundcover, fine steel-blue foliage retains colour throughout year.



BLUE FOREST SPREADING JUNIPER *Juniperus horizontalis 'Blue Forest'*

☀️ ↑ 25 cm / 10" ↔ 1 m / 3'

Compact form is ideal for most landscapes. Will easily fit into any design with its blue foliage. Offering a different texture not found in any other variety.



BLUE PRINCE SPREADING JUNIPER *Juniperus horizontalis 'Blue Prince'*

☀️ ↑ 15 cm / 6" ↔ 1.25 m / 4' COPF, CPBR#1014, USPP#10134

Intense powder-blue foliage that retains its shape without pruning.



HUGHES SPREADING JUNIPER *Juniperus horizontalis 'Hughes'*

☀️ ↑ 45 cm / 18" ↔ 1.25 m / 4'

Silvery-blue foliage, similar to Andorra but retains summer colour better.



ICEE BLUE® SPREADING JUNIPER *Juniperus horizontalis 'Monber'*

☀️ ↑ 15 cm / 6" ↔ 1.25 m / 4' USPP#9639

Improved selection of its parent 'Blue Rug'. Icee Blue has a very tight, flat form with strong silvery-blue needle-like foliage. Excellent choice for a groundcover as it is a fast grower.



PRINCE OF WALES SPREADING JUNIPER
Juniperus horizontalis 'Prince of Wales'

☀️ ↑ 15 cm / 6" ↔ 1.25 m / 4'

Forms dense dark green mat groundcover, purplish tinge in winter. Very hardy.






SAVIN SPREADING JUNIPER *Juniperus sabina*

☀️ ↑ 90 cm / 36" ↔ 1.25 m / 4'

Medium size spreader, semi-vase shape, dark green foliage.




**ARCADIA SPREADING JUNIPER** *Juniperus sabina* 'Arcadia'

  60 cm / 24"  1.5 m / 5'

Semi-spreading, lacy, bright green foliage, retains winter colour.

3
zone


**BLUE DANUBE SPREADING JUNIPER** *Juniperus sabina* 'Blue Danube'

  60 cm / 24"  1.5 m / 5'

Semi-upright spreading branches, heavy blue-green foliage.

3
zone

**BUFFALO SPREADING JUNIPER** *Juniperus sabina* 'Buffalo'

  30 cm / 12"  1.5 m / 5'

Bright green foliage with dense spreading form.
Heavy producer of juniper berries which adds to ornamental value.

2
zone

**CALGARY CARPET SPREADING JUNIPER**
Juniperus sabina 'Calgary Carpet'

  30 cm / 12"  1.25 m / 4'

Dense bright green spreading carpet. Very hardy. Improved version of Arcadia Juniper.

3
zone

**SKANDIA SPREADING JUNIPER** *Juniperus sabina* 'Skandia'

  45 cm / 18"  1.5 m / 5'

Compact, feathery dark green foliage, grayish tinge. Very hardy. A sister to 'Arcadia'.

2
zone

**MEDORA UPRIGHT JUNIPER** *Juniperus scopulorum* 'Medora'

  3 m / 10'  1 m / 3'

Slow growing, slender columnar upright with grey-blue foliage. Very hardy.

2
zone




**MOONGLOW UPRIGHT JUNIPER** *Juniperus scopulorum* 'Moonglow'

  4 m / 13'  2 m / 6'

A compact selection with a dense, conical habit and intense blue foliage.


4
zone

**WICHITA BLUE UPRIGHT JUNIPER** *Juniperus scopulorum* 'Wichita Blue'

  4 m / 13'  1.5 m / 5'

Broad pyramidal form, dense foliage silvery-blue all year round. Slow growing.

3
zone

**BLUE STAR DWARF SPREADING JUNIPER** *Juniperus squamata* 'Blue Star'

  30 cm / 12"  50 cm / 20"

Unusual compact, very slow growing. Bright steel-blue, star-shaped foliage.

4
zone

**BLUE ARROW UPRIGHT JUNIPER** *Juniperus virginiana* 'Blue Arrow'

  4 m / 13'  1 m / 3' COFF

Densely pyramidal upright form that requires little or no pruning to maintain tight shape. Bluish-green colour.

3
zone



TAYLOR JUNIPER *Juniperus virginiana 'Taylor'*

☀️ ⬆️ 9 m / 30' ⬅️ 1 m / 3'

Semi-soft, blue-green foliage and narrow columnar form provides a refined, elegant look. This handsome selection maintains a more dense, upright form than other similar plants.



SIBERIAN LARCH *Larix siberica*

☀️ ⬆️ 15 m / 50' ⬅️ 6 m / 20'

A medium sized deciduous tree with a conical form. Soft green foliage turns to a showy display of brilliant yellow/orange in the fall providing an interesting contrast to the landscape.



NORTHERN PRIDE RUSSIAN CYPRESS *Microbiota decussata 'Northern Pride'*

☀️ ☀️ ⬆️ 30 cm / 12" ⬅️ 1.25 m / 4'

Low, very flat spreader, feathery, light green foliage changes to bronze in winter. Excellent choice where heavy shade can be a problem.



LITTLE GEM NORWAY SPRUCE *Picea abies 'Little Gem'*

☀️ ⬆️ 50 cm / 20" ⬅️ 60 cm / 24"

Evergreen forming a dense, small ball with dark green foliage. Excellent for rock gardens. The long cones provide additional interest.



NEST SPRUCE *Picea abies 'Nidiformis'*

☀️ ⬆️ 60 cm / 24" ⬅️ 90 cm / 36"

Very dwarf shrub with dark green foliage. Semi-erect branches curve outward, leaving a small nest-shaped depression in center of plant. Slow growing.



OHLENDORFFII NORWAY SPRUCE *Picea abies 'Ohlendorffii'*

☀️ ⬆️ 1.25 m / 4' ⬅️ 90 cm / 36"

Nice Spruce with large, conical form with soft green foliage. The long cones provide additional interest.



BLACK HILLS SPRUCE *Picea glauca 'Densata'*

☀️ ⬆️ 13 m / 43' ⬅️ 8 m / 26'

A superior specimen tree with greenish-blue foliage has a more compact, symmetrical shape than White Spruce and is slower growing.



WEeping WHITE SPRUCE *Picea glauca 'Pendula'*

☀️ ⬆️ 12 m / 39' ⬅️ 2.5 m / 8'

Narrow conical shape. Bluish-green foliage that emerges light green in the spring. Highly adaptive to many environments.



MEYER'S DWARF SPRUCE *Picea meyeri*

☀️ ⬆️ 10 m / 33' ⬅️ 5 m / 16'

Upright branching habit with blue-green needles. Tight compact form. Tolerates a wide range of soils including heavy, wet and dry conditions.






BABY BLUE SPRUCE *Picea pungens 'Baby Blue'*

☀️ ⬆️ 10 m / 33' ⬅️ 5 m / 16'



A broad pyramidal selection that keeps its intense blue color; makes a striking accent to the landscape.

**BAKERI SPRUCE** *Picea pungens 'Bakeri'*

  4.5-6 m / 15-20'  2.5-3.6 m / 8-12'

Upright growth habit. Very clear, powder-blue needles.
Very beautiful evergreen.

CRYSTAL BLUE SPRUCE *Picea pungens 'Crystal Blue'*

  10 m / 33'  5 m / 16'




A Manitoba selection of Colorado Spruce chosen for its superior blue colour that will intensify with maturity. Desirable fullness at a young age combined with extreme hardiness make's this the first choice for evergreens in the landscape.

**COLUMNAR BLUE SPRUCE** *Picea pungens 'Fastigiata'*

  6 m / 20'  2 m / 6'

A narrow, upright form with strong blue foliage. This columnar spruce is ideal for small gardens or to make a screen in restricted areas.

**FAT ALBERT SPRUCE** *Picea pungens 'Fat Albert'*

  6.7 m / 22"  3 m / 10'




An exceptional strong blue-needled tree with a broad, pyramidal shape. Its base is nearly as wide as it is tall. Fantastic, consistent blue colour.

**GLOBE BLUE SPRUCE** *Picea pungens 'Glauca Globosa'*

  90 cm / 36"  1.25 m / 4'

Naturally dwarf, dense globular form, maintains shape without assistance. Solid blue needles make it a valued ornamental shrub.

**COLORADO BLUE SPRUCE** *Picea pungens 'Glauca'*


  20 m / 66'  8 m / 26'

Tall narrow pyramidal form. Colour varies from blue-green to silvery-blue. Hardy, very popular for landscapes.

**SWISS STONE PINE** *Pinus cembra*

  7.6 m / 25'  3 m / 10'

Dense, slow growing selection with a columnar form. Features shiny bluish-green needles, with deep blue cones that rarely open. Often used as a feature plant.

**HONEYBUN MUGO PINE** *Pinus mugo 'Honeybun'*


  60 cm / 2'  1 m / 3'

As cute in the landscape as its name. Naturally dwarf selection requires no pruning to maintain it's shape. Dense, mounding honeycomb texture. Great for small, low-maintenance applications.

**MOPS MUGO PINE** *Pinus mugo 'Mops'*

  1 m / 3'  1 m / 3'

Excellent dwarf selection that stays compact. Rich green colour with low maintenance required.

**SLOWMOUND MUGO PINE** *Pinus mugo 'Slowmound'*

  60 cm / 24"  90 cm / 36"

A true dwarf for rock gardens or front border landscapes. Slowmound offers a full form with minimal annual growth. Highly desired for its low to zero landscape maintenance. Rarely requires shearing. Very hardy.



DWARF MUGO PINE *Pinus mugo var. pumilio*

☀️ ⬆️ 1.25 m / 4' ⬅️ 2 m / 6'

Smaller version of Mugo Pine. Dense dark green colour in all seasons. Very hardy.



PONDEROSA PINE *Pinus ponderosa*

☀️ ⬆️ 15 m / 49' ⬅️ 6 m / 20'

A tall, cylindrical tree with a striking appearance. Attractive cinnamon coloured bark. Long, stiff, dark green needles. Branches tend to hang down as they mature. Ideal for acreages as they are very drought resistant.



WHITE PINE *Pinus strobus*

☀️ ⬆️ 15-24 m / 50-80' ⬅️ 6-12 m / 20-40'

Fast growing pine. Open to loosely pyramidal as a young tree and becoming more irregular with age. Does not do well in open sites.



SCOT'S PINE *Pinus sylvestris*

☀️ ⬆️ 15 m / 49' ⬅️ 8 m / 26'

Pyramidal when young, mature tree becomes non-symmetrical. Rough brown bark sheds, exposing light orange inner bark. Long needles are dark bluish-green. Best pine for use in urban landscape.



MOUNTAIN PINE *Pinus uncinata*

☀️ ⬆️ 5 m / 16' ⬅️ 2.5 m / 8'


A splendid dense, bushy conical evergreen. Similar to the common Mugo Pine, but with a larger overall size in both needles and cones. Tolerant of most soils.



MORDEN UPRIGHT YEW *Taxus cuspidata 'Morden'*

☀️ ☀️ ⬆️ 1-1.2 m / 3-4' ⬅️ 1.25-2 m / 4-6'

Attractive, dark green foliage. Tolerant of shearing. Requires good drainage. All parts of this plant is toxic if ingested.



EASTERN WHITE CEDAR *Thuja occidentalis*

☀️ ☀️ ⬆️ 5 m / 16' ⬅️ 2 m / 6'

Pyramidal growing. Tolerant to wet soils and some drought.



FIRST EDITIONS® TECHNITO® *Thuja occidentalis 'Bailjohn'*

☀️ ☀️ ⬆️ 2.4-3 m / 8-10' ⬅️ 1.25-1.5 m / 4-5' USPP#15850

Retains its dark green colour year-round. Foliage is more dense requiring less pruning.

FIRST EDITIONS
photo courtesy of First Editions



BRANDON CEDAR *Thuja occidentalis 'Brandon'*

☀️ ⬆️ 5 m / 16' ⬅️ 1.25 m / 4'

This pyramidal, compact slender form has soft green foliage. Excellent formal tree. Very hardy.



DANICA CEDAR *Thuja occidentalis 'Danica'*

☀️ ☀️ ⬆️ 75 cm / 30" ⬅️ 75 cm / 30" COPF

Very compact, dwarf globular cedar with rich green foliage.





**DEGROOT'S SPIRE CEDAR** *Thuja occidentalis 'DeGroot's Spire'*

  \updownarrow 3 m / 10' \leftrightarrow 60 cm / 24"



Conical shape with very narrow form. Attractive dark green wrinkled foliage remains throughout the winter. Makes an ideal accent plant.

HETZ MIDGET CEDAR *Thuja occidentalis 'Hetz Midget'*

  \updownarrow 60 cm / 24" \leftrightarrow 75 cm / 30"

Small evergreen shrub has dense, globe-shaped growth habit. Blue-green needles are arranged in flat layered sprays. Slow growing.

**HOLMSTRUP CEDAR** *Thuja occidentalis 'Holmstrup'*

  \updownarrow 2 m / 6' \leftrightarrow 1 m / 3'



Compact, upright form with bright green foliage. Slow growing.

LITTLE GIANT CEDAR *Thuja occidentalis 'Little Giant'*

  \updownarrow 1 m / 3' \leftrightarrow 1 m / 3' COPF


Dwarf globe cedar with rich green foliage all summer. Very hardy and beautiful in landscape.

**BLACK CEDAR** *Thuja occidentalis 'Nigra'*

  \updownarrow 5 m / 16' \leftrightarrow 1.5 m / 5'

Dark green foliage is maintained throughout year providing an excellent screen or barrier. Low maintenance with little to no shearing required. Naturally broad, pyramidal form allows for easy placement in the landscape.

BABY BEAR CEDAR *Thuja occidentalis 'Skinner's'*

 \updownarrow 2 m / 6' \leftrightarrow 1 m / 3'



Dark green dense pyramidal form. Its dwarf habit makes it suitable for foundation planning.

**SKYBOUND® CEDAR** *Thuja occidentalis 'Skybound'®*

  \updownarrow 5 m / 16' \leftrightarrow 1.25 m / 4' COPF



Similar shape to Brandon Cedar but with improved hardiness and richer, dark green foliage.

TECHNY CEDAR *Thuja occidentalis 'Techny'*

  \updownarrow 4 m / 13' \leftrightarrow 2.1 m / 7'



Fast growing with flat, dark green foliage all year. Excellent for medium to tall hedges or screens.

**WARE'S CEDAR** *Thuja occidentalis 'Wareana'*

  \updownarrow 3 m / 10' \leftrightarrow 2 m / 6'

Dense pyramidal form. Coarse, dark green foliage turns purplish in winter. Slow growing. Very hardy.

WOODWARDII GLOBE CEDAR *Thuja occidentalis 'Woodwardii'*

  \updownarrow 2 m / 6' \leftrightarrow 2 m / 6'

Globe-shaped form retained without trimming. Dense, bright green foliage.

