

**AMUR MAPLE** *Acer ginnala*

   4 m / 13'  4 m / 13'

Spreading, irregular shrub. Showy red winged samaras in summer. Extremely hardy and very adaptable. Beautiful red fall colour.

AMUR MAPLE- EMERALD ELF *Acer ginnala 'Emerald Elf'*

   1.25 m / 4'  1.25 m / 4'

A compact, rounded plant suitable for a variety of uses, including hedging and foundation plants. Provides an important role in the fall landscape with its stunning red fall colour.

**AMUR MAPLE- FLAME** *Acer ginnala 'Flame'*

   5 m / 16'  4.5 m / 15'

Spreading, irregular shrub. Maintains all the fine characteristics of *Acer ginnala* but with a slightly more intense red fall colour.

SPECKLED ALDER *Alnus incana*


   4 m / 13'  3 m / 10'

This native shrub has prominent lenticels on the bark that gives it a speckled look. This shrub thrives in medium to wet areas and is relatively free of maintenance.

**BLUE ICE BOG ROSEMARY** *Andromeda polifolia 'Blue Ice'*

   25 cm / 10"  45 cm / 18"  May-June COFF


This dwarf evergreen groundcover has very fine foliage and loves hot sun. A very intense blue colour and clusters of pinkish-white, bell-shaped flowers in spring.

**BEARBERRY- KINNIKINICK** *Arctostaphylos uva-ursi*


   30 cm / 12"  1 m / 3'  May


This groundcover has small, pinkish-white flowers. Shiny, green evergreen foliage becomes reddish-green in winter. Berries persist into winter. Very salt tolerant

**IROQUOIS BEAUTY™ CHOKEBERRY** *Aronia melanocarpa 'Morton'*

   1 m / 3'  1.25 m / 4'





Sought after compact form delivers striking three season interest. Smooth, glossy dark green foliage turns a brilliant shade of red in fall. White spring flowers transform into dark edible fruits for late season enjoyment.

**LOW SCAPE MOUND™ CHOKEBERRY** *Aronia melanocarpa 'UCONNAM165'*

   30-60 cm / 1-2'  60-120 cm / 2-4'  Spring, summer, fall
CPBRA, USPP#28789

Low-growing, tough, tolerant and tidy groundcover shrub, providing beauty from spring to frost. White flowers in spring followed by brilliant red leaves in fall with purple fruit.

**VIKING CHOKEBERRY** *Aronia melanocarpa 'Viking'*

   1.5 m / 5'  1 m / 3' COFF

Upright shrub. Produces shiny black berries in late summer which are good for jelly and will last into winter for birds. Red fall colour.




**EMERALD CAROUSEL® BARBERRY** *Berberis 'Tara'*

  90 cm / 36"  90 cm / 36"  April-May


A cross between Japanese and Korean Barberry, giving this selection some added hardiness. Rounded shrub with arching, thorny branches and showy yellow flowers. Red to reddish-purple fall foliage and glossy, red berries.



DWARF GOLDEN BARBERRY *Berberis thunbergii* 'Aurea Nana'

   45-90 cm / 18-36"  60-90 cm / 24-36"

A classic favorite for landscape focal points. Best used in groups and shrub borders.



RUBY CAROUSEL® BARBERRY *Berberis thunbergii* 'Bailone'

  90 cm / 36"  90 cm / 36"  April-May

Upright, arching growth habit lends this plant for specimen appeal. Bright red foliage throughout the growing season lasts well into the fall. Performs best in well drained soil with full sun location.



CONCORDE BARBERRY *Berberis thunbergii* 'Concorde'

  60 cm / 24"  1 m / 3'  April-May

A dwarf, rounded plant producing deep purple foliage. Small yellow flowers and red berries. Excellent for low hedge.







ROYAL BURGUNDY® BARBERRY *Berberis thunbergii* 'Gentry'

  60 cm / 24"  1 m / 3'  April-May CPBR#3446, USPP#9461

Rich burgundy foliage holds colour well, even through summer, turning darker in fall. Compact, mounded form lends itself to a variety of landscape uses.



CHERRY BOMB® BARBERRY *Berberis thunbergii* 'Monomb'

  1 m / 3'  1 m / 3'  April-May CPBR#3488

Compact, rounded form make a wonderful low hedge, barrier planting or single shrub accent. Crimson foliage and bright red berries enhance its look in fall and winter.



SUNSATTON® BARBERRY *Berberis thunbergii* 'Monry'

  1 m / 3'  1 m / 3'  May-June CPBR#3487, USPP#11332

A compact, rounded habit. Displays attractive yellow foliage. Provides an excellent color contrast with green-leaved plants.



ROSE GLOW BARBERRY *Berberis thunbergii* 'Rose Glow'

  90 cm / 36"  90 cm / 36"  May-June

A popular choice with gardeners. New foliage emerges as rose-pink in colour with deeper mottled splotches of reddish-purple that generally mature to a maroon. This selection has a compact rounded form.



DWARF BIRCH *Betula glandulosa*

   2-3 m / 6-10'  1-1.5 m / 3-5'

Small, well-behaved and maintains its shape without pruning. Outstanding four-season appeal. Does not tolerate grass growing around the base of plant.



GOLDEN TREASURE DWARF BIRCH *Betula x plettkei* 'Golden Treasure'

   90-120 cm / 36-48"  60-90 cm / 24-36" CPBR#5637, PPAF

New growth appears in sunset hues of yellow, red, and orange. Cheerful chartreuse foliage carries the plant through the entire season.



photo courtesy of Proven Winners® ColorChoice®

CALGARY BOXWOOD *Buxus* 'Calgary'

   60 cm / 2'  1 m / 3'

Dense, slow growing evergreen shrub that responds well to shearing for desired form and shape. Plant in sheltered area away from drying winds for best results.



**COMMON CARAGANA** *Caragana arborescens*

  \updownarrow 3 m / 10' \leftrightarrow 2 m / 6'  May-June

Upright form, excellent for hedges or shelterbelts. Long narrow seed pods appear after flowers. Requires good drainage. A suitable choice for use in windbreaks.

GLOBE CARAGANA *Caragana frutex 'Globosa'*

 \updownarrow 1.25 m / 4' \leftrightarrow 1 m / 3'  June



A low maintenance compact, globe-shaped shrub. Makes a suitable replacement for globe cedars. Intense, new fresh green foliage adds to spring landscape.

**PYGMY CARAGANA** *Caragana pygmaea*

 \updownarrow 1 m / 3' \leftrightarrow 1 m / 3'  June

An arching, spreading and thorny shrub. Prefers hot, dry locations and is salt tolerant making it an excellent landscape shrub. Small bright yellow flowers emerge from year old wood.

IVORY HALO® DOGWOOD *Cornus alba 'Bailhalo'*

  \updownarrow 1.5 m / 5' \leftrightarrow 1.5 m / 5'  May CPBR#1097, USPP#8722

A nice compact, rounded form of Silver Dogwood with its contrasting red stems and variegated foliage makes this great for any smaller area.

**BUD'S YELLOW DOGWOOD** *Cornus alba 'Bud's Yellow'*

  \updownarrow 2 m / 6' \leftrightarrow 2 m / 6'  May COPF


A rounded shrub with yellow stems. Appears resistant to die back or canker. Extreme hardiness makes it an excellent choice for chinook regions.

CREAM CRACKER DOGWOOD *Cornus alba 'Cream Cracker'*

  \updownarrow 90 cm / 36" \leftrightarrow 90 cm / 36"  May USPP#12830

Dwarf, rounded shrub. Leaves are green with creamy-coloured margins on the older growth. New growth is green with golden-yellow margins. A recent award winner, Cream Cracker is more compact than Ivory Halo®.

**LITTLE REBEL® DOGWOOD** *Cornus alba 'Jefreb'*

  \updownarrow 1 m / 3' \leftrightarrow 1 m / 3'  May CPBR#4851, USPP#27402

Little Rebel® offers crisp green foliage throughout the growing season in combination with a round compact form. It is great for any garden setting whether used on its own or in mass plantings or small groupings. Its densely arranged with blood-red stems.

MORDEN AMBER DOGWOOD *Cornus alba 'Morden Amber'*

  \updownarrow 2 m / 6' \leftrightarrow 2 m / 6'  May COPF

A lovely upright, rounded plant with striking yellow foliage that contrasts nicely with the red bark. Use as an accent with darker foliage plants and evergreens.

**SIBERIAN PEARLS DOGWOOD** *Cornus alba 'Siberian Pearls'*


  \updownarrow 1.5 m / 5' \leftrightarrow 1.5 m / 5'  May

Upright, rounded form with a brilliant display of fall colour make this a fine choice for residential landscapes.

SIBIRICA VARIEGATA DOGWOOD *Cornus alba 'Sibirica Variegata'*

  \updownarrow 1.5 m / 5' \leftrightarrow 1.25 m / 4'  May

Upright, rounded form. Considered by some to be the best variegated coral-red twig dogwood.



**SILVER CHARM DOGWOOD** *Cornus alba 'Silver Charm'*

☀️☀️ ⬆️ 1.25 m / 4' ⬅️ 90 cm / 36" 🌸 May COFF

A finely branched, compact, rounded shrub that may be easily trimmed to desired size. Leaves show excellent white variegation throughout the season. Compact size lends itself to a number of landscape uses.

**BUNCHBERRY** *Cornus canadensis*

☀️☀️ ⬆️ 15 cm / 6" ⬅️ 45 cm / 18" 🌸 May-June

This attractive groundcover is suited to shade with its light green veined foliage and blooms that produce small bright red berries. Red fall foliage.

**GREY DOGWOOD** *Cornus racemosa*

☀️☀️ ⬆️ 3 m / 10' ⬅️ 2 m / 6' 🌸 May

Highly adaptable shrub is ideally suited for wet sites, dry sites, naturalized areas, embankments or erosion control. Dark red stems age to grey. Fall foliage is a blend of green, purple and red. Creamy-white fruits in late summer are a food source for wildlife.

**RED OSIER DOGWOOD** *Cornus sericea*

☀️☀️ ⬆️ 2 m / 6' ⬅️ 1.5 m / 5' 🌸 May

Upright, spreading form. Profuse showy flowers in spring are followed by clusters of bluish-white berries lasting into fall. Attractive red stems adds to winter colour.

**FIREDANCE™ DOGWOOD** *Cornus sericea 'Bailadeline'*

☀️ ⬆️ 1 m / 3' ⬅️ 1 m / 3' 🌸 May PPAF

This compact variety has green foliage in the spring and summer. In the fall it turns red-purple, and when the leaves drop it's red stems add winter interest. It is also tolerant to moist conditions and slopes.

**ISANTI DOGWOOD** *Cornus sericea 'Isanti'*

☀️☀️ ⬆️ 1.5 m / 5' ⬅️ 2 m / 6' 🌸 May

A compact, spreading form and dense growth habit. Heavy producer of white fruit in late summer through fall. The fruits persist adding interest to the winter landscape.

**PUCKER UP!® DOGWOOD** *Cornus sericea 'Neil Z'*

☀️☀️ ⬆️ 1 m / 3' ⬅️ 1.25 m / 4' 🌸 May CPBR#4767, USPP#24812

A unique Dogwood featuring distinctive thick, pucker, glossy green foliage that are deer resistant. This attractive plant lends itself to a variety of landscape uses including mass plantings, borders or an accent feature. Bright red winter stems adds value to the winter landscape.

**SILVER AND GOLD DOGWOOD** *Cornus sericea 'Silver and Gold'*

☀️☀️ ⬆️ 2 m / 6' ⬅️ 1.25 m / 4' 🌸 May

An upright, spreading form with variegated foliage. Foliage similar to Silverleaf Dogwood with bark resembling Yellow Twig Dogwood, providing a strong winter effect.

**ARCTIC FIRE® DOGWOOD** *Cornus stolonifera 'Farrow'*

☀️☀️ ⬆️ 1 m / 3' ⬅️ 1.25 m / 4' 🌸 May USPP#18523

Highly desired size and form allows this plant to fit into a number of landscapes. Red stems are a popular choice for winter bouquets. A Red Osier selection that does not produce the suckering like the species.

**AMERICAN HAZELNUT** *Corylus americana*

☀️☀️ ⬆️ 2 m / 6' ⬅️ 2 m / 6' 🌸 May



Upright, spreading form with heart-shaped dark foliage. Edible nuts, 1.5 cm (0.5") in length are produced and can be used for baking. Suitable for back of the border planting or for naturalizing.

**BEAKED HAZELNUT** *Corylus cornuta*

   ↑ 2.5 m / 8' ↔ 2.1 m / 7'  May

Upright, spreading shrub with coarse green-toothed foliage and catkins in spring followed by edible 1.5 cm (0.5") nuts. Useful for naturalizing and wildlife planting.

WINECRAFT BLACK® SMOKEBUSH *Cotinus coggygia 'NCCO1'*

 ↑ 1.25-2 m / 4-6' ↔ 1.25-2 m / 4-6'  Early summer CPBRAf, USPP#30216

In spring, round leaves emerge rich purple, summer deep near black tone and fall an array of reds and oranges.





photo courtesy of Proven Winners® ColorChoice®

**ROYAL PURPLE SMOKEBUSH** *Cotinus coggygia 'Royal Purple'*

 ↑ 2 m / 6' ↔ 1.5 m / 5'  June-July



This shrub or small tree has stunning dark red-purple foliage that turns scarlet in autumn. It has plume-like seed clusters, which appear after the flowers and give a long-lasting, smoky haze to branch tips.

**HEDGE COTONEASTER** *Cotoneaster lucidus*

 ↑ 2 m / 6' ↔ 1.5 m / 5'

Upright shrub makes an excellent hedge and produces bluish-black berries in summer. Good red fall colour.

**KODIAK® ORANGE BUSH HONEYSUCKLE** *Diervilla 'G2X88544'*

  ↑ 90-120 cm / 36-48" ↔ 90-120 cm / 36-48" CPBR#5596, USPP#27548

This shrub pushes fall color to the limits with its glowing orange fall foliage.

**COPPER DWARF BUSH HONEYSUCKLE** *Diervilla lonicera 'Copper'*

  ↑ 60 cm / 24" ↔ 90 cm / 36"  July-August




Similar to the species with coppery-red new growth and unique yellow trumpet-shaped blooms which are a favourite of hummingbirds. Orange-red fall foliage adds to late season display.

**HONEYBEE DWARF BUSH HONEYSUCKLE** *Diervilla rivularis 'Diwibru01'*

 ↑ 75-80 cm / 30-32" ↔ 90-100 cm / 36-40" USPP#27932

Great for dry shaded areas. Use of naturalizing or erosion control.

**COOL SPLASH® BUSH HONEYSUCKLE** *Diervilla sessilifolia 'LPDC Podaras'*

  ↑ 1 m / 3' ↔ 1 m / 3'  July-August CPBR#4924, USPP#19391

A dense, mounded plant with variegated foliage. Small, fragrant, bell-shaped yellow flowers.

**FIREFLY™ NIGHTGLOW™ BUSH HONEYSUCKLE**

Diervilla splendens 'El Madrigal'

 ↑ 60-90 cm / 2-3' ↔ 60-90 cm / 2-3' CPBRAf, USPP#28060

Leaves are a dark reddish-purple making the vibrant yellow flowers from spring to summer stand out.

**RUSSIAN OLIVE** *Elaeagnus angustifolia*

 ↑ 6 m / 20' ↔ 5 m / 16'  June

This rounded shrub or small tree makes an excellent contrast in colour for landscaping with its grey foliage. Very tolerant to salt, drought, and poor soils.

photo courtesy of Bloomin' Easy® Plant

**WOLF WILLOW** *Elaeagnus commutata*

☀️ ↕ 2 m / 6' ↔ 2.5 m / 8' 🌸 June

Also known as Silverberry. Upright, spreading shrub with silver-grey foliage. Small, egg-shaped, silvery fruit is produced in summer.

DWARF WINGED BURNING BUSH *Euonymus alatus 'Compactus'*

☀️ ☀️ ↕ 1 m / 3' ↔ 1 m / 3' 🌸 May-June

Very compact, rounded shrub with unique corky winged ridges on bark. Fall colour changes early and lasts late in the season. Orange-red fruit-like capsules add to this outstanding colour.

**CHICAGO FIRE™ BURNING BUSH** *Euonymus alatus 'Timber Creek'*

☀️ ↕ 2 m / 6' ↔ 1.5 m / 5' 🌸 May-June

Rounded shrub. The brilliant fire-red fall foliage colour appears earlier than does 'Compacta'. Attractive orange fruit. The best fall color.

TURKESTAN DWARF BURNING BUSH *Euonymus nanus 'Turkestanicus'*

☀️ ☀️ ↕ 1 m / 3' ↔ 1 m / 3' 🌸 August-October

This compact, spreading, semi-evergreen shrub is an excellent addition to any landscape as a low hedge or border.

**LOTUS MOON™ PEARLBUSH** *Exochorda x macrantha 'Bailmoon'*

☀️ ↕ 1.25-1.5 m / 4-5' ↔ 1-1.25 m / 3-4'

Bright green foliage on compact, upright mounded plants. A spring bloomer covered in white round flowers.

NORTHERN GOLD FORSYTHIA *Forsythia 'Northern Gold'*

☀️ ↕ 2 m / 6' ↔ 2 m / 6' 🌸 May-June COFF

Masses of yellow flowers cover the branches in early spring before foliage appears. This attractive upright shrub retains green foliage through fall. Very hardy.

**LYDIA BROOM / WOADWAXEN** *Genista lydia*

☀️ ↕ 45 cm / 18" ↔ 90 cm / 36" 🌸 June

A mounding shrub with slender, pendulous branches covered with yellow flowers in spring.

SEA BUCKTHORN *Hippophae rhamnoides*

☀️ ↕ 4 m / 13' ↔ 4 m / 13' 🌸 April

This upright shrub retains its yellow/orange fruit through winter but is not eaten by birds. Has thorny twigs with willow-like leaves with a silvery-green underside.

**LEIKORA SEABERRY** *Hippophae rhamnoides 'Leikora'*

☀️ ↕ 1.5-3 m / 5-10' ↔ 1.5-3 m / 5-10' 🌸 March-April

Leikora is a female Seaberry with an irregular growth habit. Its flowers are inconspicuous greenish-brown in March and April, followed by juicy, yellow-orange fruits that have a very high vitamin C concentration. Great fruit yield. Needs a male pollinator.




POLLMIX SEABERRY *Hippophae rhamnoides 'Pollmix'*

☀️ ↕ 4 m / 13' ↔ 3 m / 10' 🌸 April

Upright shrub mainly used in mass planting. Selected male useful as a pollinator. One Pollmix can pollinate up to 5 female plants. Can also be shaped into a tree.



**INCREDIBALL® HYDRANGAEA** *Hydrangea arborescens 'Abetwo'*

  ↑ 1.25 m / 4' ↔ 1.25 m / 4'  July-September CPBR#4166, USPP#20571

An improved Annabelle characterized by its mounded habit. Produces huge, white flowers on extremely strong stems. Excellent display all summer long right up until frost.

**ANNABELLE HYDRANGAEA** *Hydrangea arborescens 'Annabelle'*


  ↑ 1 m / 3' ↔ 1 m / 3'  July-September

Excellent rounded shrub with its favorite long lasting round flower clusters. Prefers moist soil in sheltered location.

**MAGICAL® PINKERBELL HYDRANGAEA** *Hydrangea arborescens 'KOLPINBEL'*

  ↑ 1.25-1.5 m / 4-5' ↔ 1.25-1.5 m / 4-5'  June, July-August USPP#29579


If you want "pink", this is the hydrangea for you.

**INVINCIBELLE® SPIRIT II HYDRANGAEA** *Hydrangea arborescens 'NCHA2'*

 ↑ 1-1.2 m / 3-4' ↔ 1-1.25 m / 3-4'  July-September CPBR#5622, USPP#28316

The second generation of Invincibelle® Spirit hydrangea delivers on all accounts: darker foliage, strong-supportive stems, larger flowers that are a richer pink that ages to an attractive green. Blooms every year from mid-summer to frost.

**INVINCIBELLE® RUBY HYDRANGAEA** *Hydrangea arborescens 'NCHA3'*

  ↑ 1-1.2 m / 3-4' ↔ 60-90 cm / 2-3'  Summer CPBR#5623, USPP#28317

Dark burgundy red flower buds open to a two-toned combination of bright red and silvery pink.

**INVINCIBELLE WEE WHITE® HYDRANGAEA** *Hydrangea arborescens 'NCHA5'*

  ↑ 30-75 cm / 12-30" ↔ 30-75 cm / 12-30" CPBRAE, USPP#30296


Only Dwarf 'Annabelle' hydrangea. Strong stems hold reblooming flowers for month.

photo courtesy of
Proven Winners® ColorChoice®

**INVINCIBELLE MINI MAUVETTE® HYDRANGAEA** *Hydrangea arborescens 'NCHA7'*

  ↑ 90 cm / 36" ↔ 75-90 cm / 30-36" CPBRAE, PPAF

Strong stems hold upright pink-mauve blooms.




**INVINCIBELLE LIMETTA™ HYDRANGAEA** *Hydrangea arborescens 'NCHA8'*

  ↑ 90-120 cm / 36-48" ↔ 90-120 cm / 36-48" CPBRAE, PPAF

Strong stems with reblooming lime-green flowers.




photo courtesy of
Proven Winners® ColorChoice®

**SUMMER CRUSH® ENDLESS SUMMER® HYDRANGAEA** *Hydrangea macrophylla 'Bailmacfive'*

  ↑ 50-100 cm / 1.5-3' ↔ 50-90 cm / 1.5-3'  Mid season USPP#30359

Big raspberry-red blooms on a compact neat and tidy looking plant. Doesn't need soil modification to maintain color like other varieties of Endless Summer® Hydrangeas.

**ENDLESS SUMMER® HYDRANGAEA** *Hydrangea macrophylla 'Bailmer'*

  ↑ 1.25 m / 4' ↔ 1.25 m / 4'  July-September CPBR#2305, USPP#15298

Large flowers will vary from blue to pink depending on pH of soil. Blooms on new stem growth only. Rounded form.

photo courtesy of Endless Summer®



BLOOMSTRUCK ENDLESS SUMMER® HYDRANGEA
Hydrangea macrophylla 'P11HM-11'

☀️☀️ ⬆️ 1 m / 3' ⬅️ 1 m / 3' 🌸 July-September PPAF

Large mophead blooms appear on new growth as well as old wood in shades of purple or rosy-red depending on ph of soil. Fall foliage is a blend of rich burgundy-red.



QUICK FIRE® HYDRANGEA *Hydrangea paniculata 'Bulk'*

☀️☀️ ⬆️ 1.25 m / 4' ⬅️ 1.25 m / 4' 🌸 July-September CPBR#3398, USPP#16812


Late spring blooms of gorgeous, large, white pyramidal-shaped flower heads. Blooms a month earlier than other hydrangeas. Rounded form.



PINKY WINKY® HYDRANGEA *Hydrangea paniculata 'DVP pinky'*

☀️☀️ ⬆️ 1.25 m / 4' ⬅️ 90 cm / 36" 🌸 July-October CPBR#2889, USPP#16166

Very large and showy flowers begin a creamy-white, then transforms to a rich pink in the fall. Rounded growth habit is easy to maintain.



PEEGEE HYDRANGEA *Hydrangea paniculata 'Grandiflora'*

☀️☀️ ⬆️ 1 m / 3' ⬅️ 1 m / 3' 🌸 August-October

Upright, rounded shrub for any landscape with its masses of large, conical blooms turning from white to pink in late summer. Prune after flowering.



BOBO® HYDRANGEA *Hydrangea paniculata 'ILVOBO'*

☀️☀️ ⬆️ 1 m / 3' ⬅️ 1 m / 3' 🌸 July-September CPBR#4910, USPP#22782

This compact plant packs a big bunch in the bloom department. Large, creamy-white flowers smothers the plant in summer creating a non-stop display until fall when blooms can take on a pink hue in cooler weather.



LITTLE LIME® HYDRANGEA *Hydrangea paniculata 'Jane'*

☀️☀️ ⬆️ 1 m / 3' ⬅️ 1 m / 3' 🌸 July-August CPBR#3914, USPP#22330

Popular dwarf form of Limelight™ Hydrangea. Strong flowering habit in a compact plant is the perfect addition to any front border. Lime-green blooms turn an attractive pink in fall making them perfect for cut flowers.




LAVA LAMP™ MOONROCK HYDRANGEA
Hydrangea paniculata 'Kolmakilima'

☀️☀️ ⬆️ 1.25-2 m / 4-6' ⬅️ 1.25-2 m / 4-6' CPBR#5853, USPP#29853

Selected for its unique transformation of color, creamy-white blooms emerge with an intense lime-green center.




photo courtesy of Plants Nouveau



LAVA LAMP™ FLARE™ HYDRANGEA *Hydrangea paniculata 'Kolmavesu'*

☀️☀️ ⬆️ 60-90 cm / 2-3' ⬅️ 60-90 cm / 2-3' CPBRAE, USPP#26928

Compact habit with lacy white panicles of lava-like blooms.



LIMELIGHT HYDRANGEA *Hydrangea paniculata 'Limelight'*

☀️☀️ ⬆️ 1.25 m / 4' ⬅️ 1.25 m / 4' 🌸 July-September CPBR#2319, USPP#12874

Upright, rounded shrub. Numerous, large conical flowers emerge lime-green turning to pure white then finally to various shades of pink. Excellent for cut flowers throughout the season.



DIAMOND ROUGE® HYDRANGEA *Hydrangea paniculata 'Rendia'*

☀️ ⬆️ 1.25-1.5 m / 4-5' ⬅️ 1-1.25 m / 3-4' CPBRAE, USPP#24667

Abundant and long-lived red flowers in August.




FIRST EDITIONS



FIRST EDITION® STRAWBERRY SUNDAE® HYDRANGEA
Hydrangea paniculata 'Rensun'

  ↑ 1 m / 3' ↔ 1 m / 3'  July-September CPBR#4609, USPP#25438

Compact form of Vanilla Strawberry™ providing creamy-white blooms that transform to pink then to red as the season progresses. Great for small spaces where late season interest is desired.




FIRE LIGHT® HYDRANGEA *Hydrangea paniculata 'SMHPFL'*

  ↑ 135-180 cm / 54-72" ↔ 135-180 cm / 54-72" CPBR#5160, USPP#25135

Large flowers are red early in the summer for a colorful display.




LITTLE QUICK FIRE® HYDRANGEA *Hydrangea paniculata 'SMHPLQF'*

  ↑ 1-1.5 m / 3-5' ↔ 1-1.5 m / 3-5'  July-September CPBR#5406, USPP#25136

Like Quick Fire® it is early blooming, flowering about a month before other hydrangeas. White flowers transform to pink-red as summer progresses. This dwarf plant fits easily into any landscape, including container gardens.






BERRY POPPINS® WINTERBERRY *Ilex verticillata 'FarrowBPop'*

  ↑ 1-1.2 m / 3-4' ↔ 1-1.25 m / 3-4'  Fall-winter CPBR#5286, USPP#25835

Winterberry holly is an awesome plant for winter landscapes. A male pollinator is required in order to set fruit.





LITTLE GOBLIN® RED WINTERBERRY HOLLY *Ilex verticillata 'NCIV1'*

  ↑ 1-1.2 m / 3-4' ↔ 1-1.25 m / 3-4'  Fall-winter CPBR#5716, USPP#27109

Plant will be treasured for gardens or mass plantings or as a cut branch. Female plant.



LITTLE GOBLIN® GUY WINTERBERRY HOLLY *Ilex verticillata 'NCIV3'*

  ↑ 1-1.2 m / 3-4' ↔ 1-1.25 m / 3-4'  Spring-summer CPBRA#F, USPP#28937

Little Goblin® Guy is a male pollinator for Little Goblin® Red or Berry Poppins®. 1 Male for every 5 females.



ARNOLD RED HONEYSUCKLE *Lonicera tatarica 'Arnold Red'*

  ↑ 3 m / 10' ↔ 2 m / 6'  May

Upright shrub with masses of dark red, fragrant blooms mature into bright red berries lasting into fall. Resistant to honeysuckle aphid.





MINIGLOBE HONEYSUCKLE *Lonicera xylosteoides 'Miniglobe'*

 ↑ 1 m / 3' ↔ 1 m / 3'  May COFF


Mounding shrub with showy flowers that contrast its foliage making it a very handsome feature. Dark red berries are produced. Very hardy.





GALAHAD MOCKORANGE *Philadelphus 'Galahad'*

 ↑ 1.25 m / 4' ↔ 1 m / 3'  July-September

This compact, rounded shrub is low maintenance with its very fragrant, single, white blooms.



SNOW DWARF MOCKORANGE *Philadelphus 'Snow Dwarf'*

  ↑ 60-90 cm / 2-3' ↔ 60-90 cm / 2-3'

Noted for dwarf growing habit and abundance of white flowers in spring.



SNOWBELLE MOCKORANGE *Philadelphus 'Snowbelle'*

☀️ ↕ 1.25 m / 4' ↔ 1.25 m / 4' 🌸 July-September COFF

Mounding form with double, white blooms that carry a strong citrus fragrance makes this ideal for front entry or border plantings.

3 zone



FIRST EDITIONS® SNOW WHITE™ MOCK ORANGE
Philadelphus 'Snowwhite Fantasy'

☀️ ↕ 1.5-2 m / 5-6' ↔ 1.25-1.5 m / 4-5' 🌸 May-August USPP#13774

Pure white, deliciously fragrant 5 cm (2") double flowers bloom late spring and again in late summer. Very useful as a backdrop for roses or perennials, has exceptional dark green foliage that stands up to summer heat.

FIRST EDITIONS

3b zone



GOLDEN MOCKORANGE *Philadelphus coronarius 'Aureus'*

☀️ ↕ 1 m / 3' ↔ 1 m / 3' 🌸 June

This upright shrub makes excellent hedge or specimen planting with its clusters of large fragrant blooms and golden foliage. Good contrast.

3 zone



BLIZZARD MOCKORANGE *Philadelphus lewisii 'Blizzard'*

☀️ ↕ 1.5 m / 5' ↔ 90 cm / 36" 🌸 July-September COFF

An upright shrub covered in clusters of fragrant, single, white blooms. 'Blizzard' is an ideal name and shrub for the Prairies.

2 zone



CENTER GLOW NINEBARK *Physocarpus opulifolius 'Center Glow'*

☀️ ↕ 2-2.5 m / 6-8' ↔ 2-2.5 m / 6-8' 🌸 May-June COFF, CPBR#4944, USPP#16894

Plant in full sun for a bold array of colours all season long. Foliage matures to deep burgundy followed by clusters of contrasting white flowers and finally bright red fruit. Upright, rounded form.

2 zone



DART'S GOLD NINEBARK *Physocarpus opulifolius 'Dart's Gold'*

☀️ ↕ 1.5 m / 5' ↔ 1.5 m / 5' 🌸 May-June

Excellent contrasting compact, rounded shrub with its yellow foliage and showy clusters of blooms. Very hardy and somewhat drought resistant.

2 zone



LITTLE DEVIL™ NINEBARK *Physocarpus opulifolius 'Donna May'*

☀️ ↕ 1-1.2 m / 3-4' ↔ 1-1.25 m / 3-4' 🌸 May-June CPBRA, USPP#22634

Beautiful burgundy foliage from this compact, rounded, easy to grow shrub. The dark foliage is offset by button-like white-pink flowers.

3 zone

FIRST EDITIONS



AMBER JUBILEE® NINEBARK *Physocarpus opulifolius 'Jefam'*

☀️ ↕ 2 m / 6' ↔ 1 m / 3' 🌸 May-June CPBR#4765, USPP#23177

The leaves emerge as a combination of orange, yellow, and red. In summer they become more green before turning more purple in the fall. This shrub is great for accent or mass plantings.

FIRST EDITIONS

2 zone



COPPERTINA® NINEBARK *Physocarpus opulifolius 'Mindia'*

☀️ ↕ 2.5 m / 8' ↔ 2 m / 6' 🌸 June CPBR#2892, USPP#16371

Upright shrub with orange-copper foliage in spring turning to a vibrant red through summer. White flowers in spring are followed by attractive red seed capsules in the fall.

3 zone

PW PROVEN WINNERS



DIABOLO® NINEBARK *Physocarpus opulifolius 'Monlo'*

☀️ ↕ 2.5 m / 8' ↔ 2.5-3 m / 8-10' 🌸 May-June COFF, USPP#11211

A standout in any landscape with its deep purple foliage. Contrasts well with golden and silver foliage plants. Upright, rounded form.

3 zone

**PANTHER™ NINEBARK** *Physocarpus opulifolius 'N5'*





  1.25-1.5 m / 4-5'  60-90 cm / 2-3' CPBRAf, PPAF

Closest to black foliage of any ninebark.

3
zone

photo courtesy of
Bloomin' Easy® Plant

**LEMON CANDY™ NINEBARK** *Physocarpus opulifolius 'Podaras 3'*

  75 cm / 30"  75 cm / 30"  June-July USPP#22362

A knockout for colour with fluorescent golden foliage.

This compact, mounded beauty is perfect for front borders when planted with dark foliage plants. Very low maintenance.

3
zone





**SATIN CHOCOLATE NINEBARK** *Physocarpus opulifolius 'Satin Chocolate'*

  1.25 m / 4'  1.25 m / 4'  June-July

Rich, deeply cut burgundy-chocolate foliage makes this compact plant a standout. Use it anywhere you desire dramatic colour. White flowers in spring adds contrast. Foliage intensifies with cool fall weather.

2
zone

**SUMMER WINE® BLACK NINEBARK** *Physocarpus opulifolius 'SMNPMS'*

  1.5-2 m / 5-6'  1.5-2 m / 5-6'  Spring-fall CPBRAf, USPP#30232

The darkest, most dramatic foliage yet. It's the ideal choice for accentuating our home's exterior.

3
zone

photo courtesy of Proven Winners® ColorChoice®

**GINGER WINE® NINEBARK** *Physocarpus opulifolius 'SMNPOBLR'*




  150-180 cm / 60-72"  150-180 cm / 60-72" CPBRAf, USPP#28695

Colorful from spring to fall, low maintenance. No pruning or deadheading needed. Foliage goes from orange to burgundy to red.

3
zone

photo courtesy of
Proven Winners® ColorChoice®

**TINY WINE® GOLD NINEBARK** *Physocarpus opulifolius 'SMNPOTWG'*





  90-120 cm / 36-48"  90-120 cm / 36-48" CPBRAf, USPP#28857

Gold new growth is colorful all season; especially in spring. Shorter and more upright than other ninebarks.

3
zone

photo courtesy of
Proven Winners® ColorChoice®






**TINY WINE® NINEBARK** *Physocarpus opulifolius 'SMPOTW'*

  1-1.2 m / 3-4'  1-1.25 m / 3-4'  June-July CPBR#5128, USPP#26749

Small refined dark maroon foliage with a dense branching habit provides an attractive addition to the landscape. Pinkish-white spring blooms contrasts nicely with foliage. Low maintenance plant.

3
zone





**ABBOTSWOOD POTENTILLA** *Potentilla fruticosa 'Abbotswood'*

   75 cm / 30"  1 m / 3'  June-September

Dense, spreading shrub with an abundance of white blooms throughout the summer. The contrasting bloom/foliage makes it an excellent foundation shrub.

2
zone

**DAKOTA SUNSPOT® POTENTILLA** *Potentilla fruticosa 'Fargo'*

  75 cm / 30"  1 m / 3'  June-September copp

The large, golden-yellow blooms are produced profusely all summer on this compact, rounded shrub. Outstanding!

2
zone

**GOLD STAR POTENTILLA** *Potentilla fruticosa 'Gold Star'*

   75 cm / 30"  1 m / 3'  June-September

Exceptionally large, yellow blooms on a very compact, mounded shrub will add to any landscape. Tolerates heat and poor soils.

2
zone



GOLDFINGER POTENTILLA *Potentilla fruticosa 'Goldfinger'*

☀️ ☀️ ⬆️ 1 m / 3' ⬅️ 1 m / 3' 🌸 June-October

An impressive colour of dark feathery foliage with masses of large, yellow blooms cover this compact, rounded shrub all season making it an excellent border shrub.



MANDARIN TANGO™ POTENTILLA *Potentilla fruticosa 'Jefman'*

☀️ ☀️ ⬆️ 60 cm / 2' ⬅️ 60 cm / 2' 🌸 June till frost USPP#29830

Dense and mounded shrub with vibrant orange flowers. Contrasting fine textured deep green foliage.



MORDEN SNOW POTENTILLA *Potentilla fruticosa 'Morden Snow'*

☀️ ⬆️ 75 cm / 30" ⬅️ 90 cm / 36" 🌸 June-September

A tidy, compact habit with an abundance of double, clear white blooms that are a standout atop the dark green foliage makes this a perfect fit for the front border for summer colour.



PINK BEAUTY POTENTILLA *Potentilla fruticosa 'Pink Beauty'*

☀️ ☀️ ⬆️ 1 m / 3' ⬅️ 1 m / 3' 🌸 June-September CPBR#0174, USPP#9874

This rounded shrub is distinctive with its semi-double, clear pink blooms and its neat shape retains foliage to base.



MANGO TANGO™ POTENTILLA *Potentilla fruticosa 'Uman'*

☀️ ⬆️ 60 cm / 24" ⬅️ 60 cm / 24" 🌸 June-September CPBR#755, USPP#12258

This rounded form lends itself to a variety of landscape settings. Interesting bicolor flowers of orange with red centers intensifies in cooler weather.



YELLOW GEM POTENTILLA *Potentilla fruticosa 'Yellow Gem'*

☀️ ☀️ ⬆️ 30 cm / 12" ⬅️ 1 m / 3' 🌸 June-September COPF


This is a low growing spreading groundcover with yellow blooms that produce a carpet of colour all summer.



YELLOWBIRD POTENTILLA *Potentilla fruticosa 'Yellowbird'*

☀️ ☀️ ⬆️ 75 cm / 30" ⬅️ 75 cm / 30" 🌸 June-September COPF

Compact, mounding shrub, good contrast with the semi-double, yellow blooms. Tolerates heat and poor soils.



BELLA SOL™ POTENTILLA *Potentilla fruticosa 'Hachdon'*

☀️ ⬆️ 60-90 cm / 2-3' ⬅️ 60-90 cm / 2-3' CPBRA, USPP#27685

Compact shrubs that blooms from top to bottom, making it great for patio containers, walkways or mixed garden beds.



ROCKY MOUNTAIN SAND CHERRY *Prunus besseyi*

☀️ ⬆️ 2 m / 6' ⬅️ 2 m / 6' 🌸 May

This rounded shrub produces a profusion of white flowers in the spring. These are followed by purple to black, edible fruits. Pollinator for plums.



PURPLE LEAF SAND CHERRY *Prunus cistena*

☀️ ⬆️ 2 m / 6' ⬅️ 1.5 m / 5' 🌸 May

Striking contrast upright, oval shrub with its unique purple colour all season will add to any landscape.

**FLOWERING ALMOND** *Prunus tenella*

☀️ ↕ 1.5 m / 5' ↔ 1.5 m / 5' 🌸 May

This rounded shrub is grown for its masses of showy blooms in spring. Very hardy and vigorous. Excellent low hedge.

DOUBLE FLOWERING PLUM *Prunus triloba 'Multiplex'*

☀️ ☀️ ↕ 3 m / 10' ↔ 2 m / 6' 🌸 May

Abundant clusters of showy double, pink blooms prior to foliage appearing. Good background shrub with its foliage and fall colour. Upright, spreading form.

**GROW-LOW SUMAC** *Rhus aromatica*

☀️ ☀️ ↕ 60 cm / 24" ↔ 2 m / 6' 🌸 June-July

Low spreading shrub. Blue-green leaf is glossy and provides beautiful colour in the landscape. Leaves turn orange to red in the fall.

SMOOTH SUMAC *Rhus glabra*

☀️ ☀️ ↕ 2 m / 6' ↔ 2 m / 6'

Open spreading shrub. The bright red fall colour is its most important ornamental characteristic.

**TIGER EYES® SUMAC** *Rhus typhina 'Bailtiger'*

☀️ ☀️ ↕ 2 m / 6' ↔ 1.5 m / 5' 🌸 August COPE, USPP#16185

A striking upright, rounded shrub in the landscape with cutleaf, golden foliage throughout the growing season.

ALPINE CURRANT *Ribes alpinum*

☀️ ☀️ ↕ 1.5 m / 5' ↔ 1 m / 3' 🌸 May

Excellent hedge or foundation shrub with its rounded form and dark foliage throughout fall. Very hardy and adaptable.

**GREEN MOUND ALPINE CURRANT** *Ribes alpinum 'Green Mound'*

☀️ ☀️ ↕ 1 m / 3' ↔ 1 m / 3' 🌸 May

A rounded shrub with a moderate growth rate. Ideal for low hedging, mass plantings or foundations. May be sheared on regular basis for desired size or shape.

GOLDEN FLOWERING CURRANT *Ribes aureum*

☀️ ☀️ ↕ 2 m / 6' ↔ 1.5 m / 5' 🌸 May

Outstanding rounded shrub with profuse, fragrant, trumpet-shaped, yellow flowers in spring followed by showy black fruit. Very hardy and tolerant of drought.

**FLAME WILLOW** *Salix 'Flame'*

☀️ ☀️ ↕ 4 m / 13' ↔ 4 m / 13'

Noted for its strong branching colour of bright orange-red, which starts in late summer and is highly prominent through the winter months. Upright, oval form.

BEAKED WILLOW *Salix bebbiana*

☀️ ☀️ ↕ 5 m / 16' ↔ 3 m / 10' 🌸 May

Upright shrub. Like other willows, this selection produces small, dangling catkins. This plant can be used for naturalizing.





BLUE FOX WILLOW *Salix brachycarpa*

☀️ ☀️ ⬆️ 1 m / 3' ⬅️ 1 m / 3'

Upright, globe-shaped shrub great for an accent with its blue-grey foliage. Very hardy and adaptable for borders or hedge.



FRENCH PUSSY WILLOW *Salix caprea*

☀️ ☀️ ⬆️ 4 m / 13' ⬅️ 3 m / 10'

Silvery catkins appear in early spring and are very ornamental. A fast growing, upright selection that makes a suitable small tree. Ideal for wet or low lying areas.



PUSSY WILLOW *Salix discolor*

☀️ ☀️ ⬆️ 2-4 m / 6-12' ⬅️ 1.5-3 m / 5-10'

This native shrub is upright and can be tall. The leaves are shiny green with white undersides.



NISHIKI WILLOW *Salix integra 'Hakuro-nishiki'*

☀️ ☀️ ⬆️ 1 m / 3' ⬅️ 1.5 m / 5'

A spectacular eye-catching, rounded, spreading shrub for any yard with its pink variegated foliage throughout the season. Catkins appear along stems in early spring before leaves appear.



SANDBAR COYOTE WILLOW *Salix interior*

☀️ ☀️ ⬆️ 4 m / 13' ⬅️ 2 m / 6'

Upright, spreading shrub with yellow-green annual growth. Leaves showy, silver on both sides when young. This plant can be used for naturalizing.



CANYON BLUE ARCTIC WILLOW *Salix purpurea 'Canyon Blue'*

☀️ ☀️ ⬆️ 1 m / 3' ⬅️ 1.25 m / 4'

Strong, steel-blue foliage provides excellent contrast. Easily sheared to maintain tidy appearance and desired size. Well suited for mass plantings with its low, mounding form.



DWARF BLUE ARCTIC WILLOW *Salix purpurea 'Gracilis'*

☀️ ⬆️ 1.25 m / 4' ⬅️ 1.5 m / 5'


This rounded, spreading shrub can be used as a hedge or specimen shrub with its fine textured twigs and steel-blue foliage.



AMERICAN ELDER *Sambucus canadensis*

☀️ ☀️ ⬆️ 3 m / 10' ⬅️ 3 m / 10' 🌸 June-July


A hardy shrub for moist or damp areas. Numerous white flowers in summer are followed by purple-black fruit which are a favourite of wildlife. Fruit is edible but is best if cooked. Use in jams, jellies, wines and sauces. Green foliage lasts throughout the season.



GOLDEN ELDER *Sambucus canadensis 'Aurea'*

☀️ ☀️ ⬆️ 3 m / 10' ⬅️ 1.5 m / 5' 🌸 June-July

Golden foliage all season. White flowers followed by edible, purplish-black berries in August-September. Attracts birds. Broad, rounded form.



GOLDEN TOWER ELDERBERRY *Sambucus nigra 'Jandeboer01'*

☀️ ⬆️ 3 m / 9' ⬅️ 60 cm / 2' 🌸 Summer USPP#28957

Features showy, yellow-green, deeply incised shaped foliage. Adds height and color to any garden.

**EUROPEAN RED BERRIED ELDER** *Sambucus racemosa*

   3 m / 10'  1.5 m / 5'  June-July


Fast growing upright, spreading shrub with showy bright red fruit in fall. Foliage has saw tooth margins. Very hardy.

MORDEN GOLDEN GLOW ELDER

Sambucus racemosa 'Morden Golden Glow'

   1.5 m / 5'  1.5 m / 5'  May COFF

Dwarf, spreading shrub with fragrant flowers and golden, lacy foliage.

**LEMONY LACE® ELDERBERRY** *Sambucus racemosa 'SMNSRD4'*

   90-150 cm / 36-60"  90-150 cm / 36-60" CPBR#5719, USPP#26613

Very colorful throughout the season, little to no maintenance required. Showy white flowers in spring.

SUTHERLAND GOLDEN ELDER

Sambucus racemosa 'Sutherland Golden'

  2 m / 6'  2 m / 6'  June-July

Fast growing, rounded, arching shrub with finely dissected, golden leaves. Excellent landscape shrub.

**SILVER BUFFALOBERRY** *Shepherdia argentea*

  3 m / 10'  3 m / 10'






This interesting, rounded shrub has thorny silver bark and very twisted irregular branching habit. It produces deep red fruit used for jellies. Drought tolerant.

ASH LEAF SPIREA *Sorbaria sorbifolia*

   2 m / 6'  1.5 m / 5'  June-July

Lush feathery fern-like foliage with white, plume-like flowers through summer. Tolerates shade well and some drought. Upright, spreading form.

**SEM FALSE SPIREA** *Sorbaria sorbifolia 'Sem'*

   1.25 m / 4'  1.25 m / 4'  June-July COFF, USPP#16336

Compact, spreading form with beautiful pink new leaves turning green in summer and panicles of creamy-white, feather-like flowers. Reddish fall foliage.

FIRST EDITIONS® SUNDROP™ SPIREA *Spiraea 'Bailcarol'*

  30-38 cm / 12-15"  60-90 cm / 24-36"  June-July PPAF

Add a drop of sunshine to your garden! Beautiful and easy to grow, its petite size is perfect for any border. Pretty pink flowers in early summer are backed by golden-yellow foliage that will not fade in summer heat.

**SUNDROP™ SPIREA** *Spiraea 'Bailcarol'*


  30-38 cm / 12-15"  60-90 cm / 24-36" PPAF


With pretty pink flowers and petite size it's perfect for any border.

GLOW GIRL® SPIREA *Spiraea betulifolia 'Tor Gold'*

   75 cm / 30"  75 cm / 30"  June-July

Attractive, tidy growth form with lemon-lime foliage throughout the season turning brilliant shades of orange in the fall. Pink flower buds open to white blooms in spring adding to the multi season interest of the shrub. Low maintenance.





TOR BIRCHLEAF SPIREA *Spiraea betulifolia 'Tor'*

☀️ ☀️ ⬆️ 60 cm / 24" ⬅️ 90 cm / 36" 🌸 June-July

Mint-green foliage and clusters of white flat topped flowers. This selection lends itself to a variety of landscape uses with its dense, mounding form. Fall colouration is a blend of yellow, bronze and red.



FRITSCH SPIREA *Spiraea fritschiana*

☀️ ⬆️ 1 m / 3' ⬅️ 1.25 m / 4' 🌸 June-July

Recognized for its large clusters of fragrant, white blooms along with large foliage that has an attractive fall display of reddish-purple. Mounded form that will fit most landscapes.



PW
PROVEN
WINNERS

DOUBLE PLAY® ARTISAN® SPIREA *Spiraea japonica 'Galen'*

☀️ ☀️ ⬆️ 60-75 cm / 24-30" ⬅️ 60-75 cm / 24-30" 🌸 June-July
CPBR#4072, USPP#21712

An exceptional spirea that gives double enjoyment with its stunning new growth, red foliage in the spring and vibrant fuchsia flowers. Compact mound. Deer resistant. Very low maintenance.



GOLDMOUND SPIREA *Spiraea japonica 'Goldmound'*

☀️ ☀️ ⬆️ 45 cm / 18" ⬅️ 75 cm / 30" 🌸 June-July COFF

Low mounded shrub with small, yellow foliage making it a good contrast for any landscape.



LITTLE PRINCESS SPIREA *Spiraea japonica 'Little Princess'*

☀️ ☀️ ⬆️ 60 cm / 24" ⬅️ 1 m / 3' 🌸 July-August

Clusters of small flowers adorn this dense, mounded shrub. Its mint-green foliage makes it an impressive colour display for any landscape.



MAGIC CARPET SPIREA *Spiraea japonica 'Magic Carpet'*

☀️ ☀️ ⬆️ 60 cm / 24" ⬅️ 60 cm / 24" 🌸 June-July COFF, USPP#9363

This colourful, compact shrub is a must in any yard with its fall bronze to russet foliage and pink blooms that cover from early summer to late fall.



DAKOTA GOLDCHARM® SPIREA *Spiraea japonica 'Mertyann'*

☀️ ☀️ ⬆️ 30 cm / 12" ⬅️ 75 cm / 30" 🌸 June-July COFF

New leaves emerges with a tinge of bronze before maturing to a stunning golden. Low, mounded form and a repeat blooming habit makes this an award winner in any landscape.



NEON FLASH SPIREA *Spiraea japonica 'Neon Flash'*

☀️ ☀️ ⬆️ 1 m / 3' ⬅️ 1 m / 3' 🌸 June-August

New growth has purple tinge before turning green. A vigorous grower that produces stunning bright red flowers through the summer. Rounded form.



SHIROBANA SPIREA *Spiraea japonica 'Shirobana'*

☀️ ☀️ ⬆️ 1 m / 3' ⬅️ 1 m / 3' 🌸 June-July

This unique, dwarf mounding shrub has multi-coloured blooms appearing on the same flower cluster. Very impressive colour in a border.



DOUBLE PLAY® RED SPIREA *Spiraea japonica 'SMNSJMFR'*




☀️ ☀️ ⬆️ 60-90 cm / 24-36" ⬅️ 60-90 cm / 24-36" CPBR#5633, USPP#26993

Only spirea with red flowers! Very showy burgundy-purple new growth.



photo courtesy of
Proven Winners® ColorChoice®

**DOUBLE PLAY® GOLD SPIREA** *Spiraea japonica 'Yan'*

  \updownarrow 75 cm / 30" \leftrightarrow 75 cm / 30"  June-July CPBR#4074, USPP#21615

A gold mounded spirea with pink blooms which will appear intermittently from late spring until fall frost. Plant in full sun location for best colouration of foliage. Dense growth habit similar to other spireas.

**SNOWMOUND SPIREA** *Spiraea nipponica 'Snowmound'*

  \updownarrow 1.25 m / 4' \leftrightarrow 1.25 m / 4'  May-June

Masses of white flower clusters adorn the graceful arching fountain-like branches against the blue-green foliage. Excellent for small landscapes. Rounded form.

**THREE-LOBED SPIREA** *Spiraea trilobata*

  \updownarrow 90 cm / 36" \leftrightarrow 90 cm / 36"  May-June




This shrub has graceful arching branches that are covered with masses of white flowers.

**ANTHONY WATERER SPIREA** *Spiraea x bumalda 'Anthony Waterer'*

  \updownarrow 75 cm / 30" \leftrightarrow 1 m / 3'  June-September

Hardy, upright, rounded shrub with profuse clusters of rose-pink blooms. Unique foliage is very striking.

**FIRST EDITIONS® SUPERSTAR™ SPIREA** *Spiraea x bumalda 'Denistar'*

  \updownarrow 60 cm / 24" \leftrightarrow 90 cm / 36"  June-July CPBRA#F, USPP#22432

A sport of Froebeli Spirea with a compact form and deep green foliage. New spring growth is red. Flowers are pink in colour and are produced throughout the summer. Fall foliage takes on hues of bronze.

**FROEBELII SPIREA** *Spiraea x bumalda 'Froebelii'*

  \updownarrow 1.25 m / 4' \leftrightarrow 1.25 m / 4'  June-July

Rounded shrub with its colourful foliage and flat clusters of bright pink blooms. Suitable for foundation planting.

**GOLDFLAME SPIREA** *Spiraea x bumalda 'Goldflame'*

  \updownarrow 75 cm / 30" \leftrightarrow 75 cm / 30"  May-June

Profuse clusters of bright blooms are produced through summer. New foliage emerges bright yellow turning green then to brilliant fall colours. Low, mounded form.

**BRIDALWREATH SPIREA** *Spiraea x vanhouttei*

  \updownarrow 1.5 m / 5' \leftrightarrow 2 m / 6'  June

The most common form of white flowering Spireas on the prairies. Long arching branches of white dominant the spring landscape. Very durable and easy to grow.

**WHITE SNOWBERRY** *Symphoricarpos albus*

  \updownarrow 2 m / 6' \leftrightarrow 2 m / 6'  May

A broad, rounded shrub with graceful foliage and clusters of white berries along the branches. The main ornamental feature is the fruit, which stays until the end of December. This plant can be used for naturalizing.

**TINKERBELLE™ LILAC** *Syringa 'Bailbelle'*

 \updownarrow 1.5 m / 5' \leftrightarrow 1.25 m / 4'  May-June COPF, CPBR#1204, USPP#12294

Flower buds are a wine-red in colour that open to a deep pink with a spicy fragrance. Upright form.

**POCAHONTAS LILAC** *Syringa hyacinthiflora* 'Pocahontas'

☀️ ↑ 3 m / 10' ↔ 2 m / 6' 🌸 May

Upright, dense form. In early spring Pocahontas produces an abundance of maroon flower buds that open to striking, deep violet flowers.

**DWARF KOREAN LILAC** *Syringa meyeri* 'Palibin'

☀️ ↑ 1.5 m / 5' ↔ 1.5 m / 5' 🌸 May-June

A compact shrub producing masses of fragrant, long lasting blooms. Very hardy and insect/disease resistant.

**MISS KIM LILAC** *Syringa patula* 'Miss Kim'

☀️ ↑ 1.5 m / 5' ↔ 1.25 m / 4' 🌸 May

This broad, spreading lilac has long panicles of purple buds opening to the single lavender-blue flowers. Great burgundy fall colour adds to any landscape. Non-suckering.

**LATE LILAC** *Syringa villosa*

☀️ ↑ 2.5 m / 8' ↔ 2.5 m / 8' 🌸 June

Late bloomer that produces masses of flowers with long lasting fragrance as cut flowers. Very hardy and tolerant of dry conditions. Upright form.

**PURPLE COMMON LILAC** *Syringa vulgaris*

☀️ ↑ 3 m / 10' ↔ 2 m / 6' 🌸 May

Masses of blooms cover this upright, vase-shaped shrub with long lasting colour and strong fragrance.

**WHITE COMMON LILAC** *Syringa vulgaris* 'Alba'

☀️ ↑ 3 m / 10' ↔ 2 m / 6' 🌸 May

Masses of single, white blooms cover this upright, vase-shaped shrub with strong fragrance.

**COMMON VARIEGATED LILAC** *Syringa vulgaris* 'Aucubaefolia'

☀️ ↑ 2.5-5 m / 8-15' ↔ 2-4 m / 6-12' USPP#2614

Brilliant, golden-yellow streaked foliage.

**BELLE DE NANCY LILAC** *Syringa vulgaris* 'Belle de Nancy'

☀️ ↑ 3 m / 10' ↔ 2 m / 6' 🌸 May

Upright shrub with large panicles of double, pink blooms. Purple-red in bud.

**CHARLES JOLI LILAC** *Syringa vulgaris* 'Charles Joli'

☀️ ↑ 3 m / 10' ↔ 2 m / 6' 🌸 May

A reliable and popular upright selection with magenta, double blooms.

**KATHERINE HAVEMEYER LILAC** *Syringa vulgaris* 'Katherine Havemeyer'

☀️ ↑ 3 m / 10' ↔ 3 m / 10' 🌸 May

Noted for its high quality double blooms of mauve-pink. One of the showiest of the spring lilacs when in bloom. Highly fragrant flowers are borne in large multi-headed panicles making them excellent for spring bouquets.



BEAUTY OF MOSCOW LILAC
Syringa vulgaris 'Krasavitsa Moskv'

  3 m / 10'  2 m / 6'  May

One of the best white lilacs, with long delicate blooms produced in abundance. Vigorous growth rate with an upright form.



LUDWIG SPAETH LILAC *Syringa vulgaris 'Ludwig Spaeth'*

  1 m / 3'  1 m / 3'  May

Large, rich blooms of reddish-purple appear after other french lilacs have started to fade extending the lilac season by several weeks. Hugh dark, fragrant clusters of blooms make them a favorite candidate for cut flowers.



MADAME LEMOINE LILAC
Syringa vulgaris 'Madame Lemoine'

  3 m / 10'  2 m / 6'  May

An old classic featuring creamy-yellow buds opening to a double, white blooms. Upright form.



PRESIDENT LINCOLN LILAC
Syringa vulgaris 'President Lincoln'

  3 m / 10'  2 m / 6'  May

This upright shrub has the truest blue colouring of any lilacs.



SENSATION LILAC *Syringa vulgaris 'Sensation'*

  3 m / 10'  3 m / 10'  May USPP#1242

Always a favourite with purple flowers with white edge. Upright form.



WEDGEWOOD BLUE LILAC
Syringa vulgaris 'Wedgewood Blue'

  1.25-2 m / 4-6'  1.25-2 m / 4-6'


An upright lilac with pink buds that have fragrant blue flowers.



WONDERBLUE LILAC *Syringa vulgaris 'Wonderblue'*

  1.25 m / 4'  1.25 m / 4'  May

A unique flower colour of sweetly fragrant sky-blue is produced on a dense, compact plant lending itself to a number of landscape uses. Often sold in commerce as 'Little Boy Blue', but is synonymous with and registered as 'Wonder Blue'.



BLOOMERANG® PURPLE LILAC *Syringa x 'Penda'*

  1.5 m / 5'  1.25 m / 4'  May, September
CPBR#4071, USPP#20575

Fragrant spring flowers rebloom until frost. Compact lilac with abundant flowers. A breakthrough plant for mixed borders.



BLOOMERANG® DWARF PINK LILAC *Syringa x 'SMNJRPI'*


☀️ ⬆️ 75-90 cm / 30-36" ⬅️ 75-90 cm / 30-36" CPBRAE, PPAF

Dwarf growth with fragrant pink flowers with second bloom.

SCENT AND SENSIBILITY™ PINK LILAC *Syringa x 'SMSXPM'*

☀️ ⬆️ 60-65 cm / 24-26" ⬅️ 120-180 cm / 48-72" CPBR#5077, USPP#26548

Dwarf lilac that produces lilac-pink flowers. Very fragrant.



CHARISMA LILAC *Syringa x prestoniae 'Charisma'*

☀️ ⬆️ 1 m / 3' ⬅️ 1 m / 3' 🌸 April-May comp

A compact selection with dense branching habit. One of the earliest lilacs to leaf in the spring but with a surprisingly slow growth rate.

DONALD WYMAN LILAC

Syringa x prestoniae 'Donald Wyman'

☀️ ⬆️ 3 m / 10' ⬅️ 2 m / 6' 🌸 June-July

Considered the best of the Preston Lilacs. Purple buds opening to single, red-purple flowers. Upright, rounded form.



MINUET LILAC *Syringa x prestoniae 'Minuet'*

☀️ ⬆️ 2 m / 6' ⬅️ 1.5 m / 5' 🌸 June-July comp

Dwarf, compact form. Large, dark green leaves and light purple flower buds open to single, pink-white blooms.

MISS CANADA LILAC *Syringa x prestoniae 'Miss Canada'*

☀️ ⬆️ 2 m / 6' ⬅️ 1.5 m / 5' 🌸 June-July

Foliage is larger than other lilacs in this group. Upright, rounded shrub with bright pink, single flowers.



ROYALTY LILAC *Syringa x prestoniae 'Royalty'*

☀️ ⬆️ 2 m / 6' ⬅️ 1.5 m / 5' 🌸 June-July


Dark green leaves and large, single, dark violet flowers. Adapts to many soil types. Upright, rounded form.

BLUE MUFFIN™ ARROWWOOD

Viburnum dentatum 'Christom'

☀️ ☀️ ⬆️ 1.5 m / 5' ⬅️ 1.5 m / 5' 🌸 May-June

A rounded selection producing showy clusters of bright blue berries. White spring flowers adorn this plant in spring providing an appealing view.





NORTHERN BURGUNDY™ ARROWWOOD
Viburnum dentatum 'Morton'

   ↑ 2.5 m / 8' ↔ 2.5 m / 8'  May-June corr

Upright, rounded shrub with a profusion of creamy-white flowers followed with clusters of blue-black fruit amid rich burgundy foliage in fall.

MOHICAN VIBURNUM *Viburnum lantana 'Mohican'*

  ↑ 2 m / 6' ↔ 2 m / 6'  May-June

This colourful globe-shaped shrub has thick, heavy foliage and produces orange-red to black fruit in early summer. Very hardy and disease resistant.



NANNYBERRY *Viburnum lentago*

  ↑ 4 m / 13' ↔ 3 m / 10'  June

Showy flower clusters followed by dark bluish-black edible berries. This vase-shaped shrub can be used for naturalizing.

DWARF EUROPEAN CRANBERRY *Viburnum opulus 'Nanum'*

  ↑ 60 cm / 24" ↔ 60 cm / 24"  May

Low, mounded shrub with attractive, dense, three-lobed foliage. Tolerates most soils except poorly drained wet areas.



COMMON SNOWBALL *Viburnum opulus 'Roseum'*

  ↑ 3 m / 10' ↔ 2 m / 6'  May-June

Masses of large, white, snowball-like flower clusters. Very hardy and vigorous rounded shrub.

HIGHBUSH CRANBERRY *Viburnum trilobum*

  ↑ 3 m / 10' ↔ 2 m / 6'  May-June

Excellent hardy, rounded shrub for hedge or borders with its showy deep red fall colour and scarlet red fruit used for jelly.



ALASKA COMPACT CRANBERRY *Viburnum trilobum 'Alaska'*

  ↑ 2 m / 6' ↔ 2.5 m / 8'  May-June

This rounded shrub produces clusters of white flowers followed by attractive bunches of fruit in the summer. A heavy producer.

DWARF CRANBERRY *Viburnum trilobum 'Bailey Compact'*

 ↑ 1.5 m / 5' ↔ 1.5 m / 5'  May

Neat rounded, compact shrub with showy flower clusters followed by bright red fruit used for jelly.





REDWING® CRANBERRY *Viburnum trilobum 'J.N. Select'*

☀️☀️ ⬆️ 2.5 m / 8' ⬅️ 2.5 m / 8' 🌸 May COFF

Upright, rounded shrub with white flowers. Ornamental clusters of bright red fruit from late fall through early winter. A heavy producer.



WENTWORTH CRANBERRY *Viburnum trilobum 'Wentworth'*

☀️☀️ ⬆️ 3 m / 10' ⬅️ 3 m / 10' 🌸 May-June

Chosen for its high fruiting qualities, producing up to 30% more fruit than *Viburnum trilobum*. Upright form.



DATE NIGHT™ TUXEDO™ WEIGELA *Weigela 'Velda'*

☀️ ⬆️ 60-90 cm / 24-36" ⬅️ 90-120 cm / 36-48" 🌸 July-September
CPBRA# USPP#26842

Loaded with flowers, Date Night™ Tuxedo™ adds a classy elegance to your landscape. It has a mounding compact form, with a striking contrast of true-white bell-shaped flowers against dark foliage.



CARNAVAL WEIGELA *Weigela florida 'Carnaval'*

☀️ ⬆️ 1 m / 3' ⬅️ 1 m / 3' 🌸 May-June COFF

A long bloomer and a great addition to the shrub border. Red/pink/white blooms on one plant. Rounded form. Prune to shape if needed immediately after flowering.



MINUET WEIGELA *Weigela florida 'Minuet'*

☀️☀️ ⬆️ 90 cm / 36" ⬅️ 90 cm / 36" 🌸 May-June COFF

A compact, rounded shrub covered with slightly fragrant, ruby-red flowers. Purplish tinted, dark green leaves. Very hardy selection.



RED PRINCE WEIGELA *Weigela florida 'Red Prince'*

☀️☀️ ⬆️ 1 m / 3' ⬅️ 1 m / 3' 🌸 May-June

Trumpet-shaped flowers hold colour well and often rebloom in late summer. Blooms on previous year's wood so prune back after blooming. Upright, arching form.



RUMBA WEIGELA *Weigela florida 'Rumba'*

☀️☀️ ⬆️ 75 cm / 30" ⬅️ 75 cm / 30" 🌸 June-September COFF

A compact, rounded shrub that produces dark red flowers with a yellow throat. The dark foliage is an attractive green tinged with a bronzy-purple colour.



TANGO WEIGELA *Weigela florida 'Tango'*

☀️☀️ ⬆️ 60 cm / 24" ⬅️ 60 cm / 24" 🌸 May-June COFF

Rounded form. Red flowers with yellow throat are seen amongst the purple foliage in late May.



MY MONET™ WEIGELA *Weigela florida 'Verweig'*

☀️ ⬆️ 45 cm / 18" ⬅️ 45 cm / 18" 🌸 May-June CPBR#3315, USPP#16824

Creamy-edged leaves are infused with various shades of pink on new growth. Soft pink blooms compliment the foliage perfectly. Compact, rounded form.

