








AMUR MAPLE *Acer ginnala*

   5 m / 16'  4 m / 13'

A small, rounded, low-branched tree noted for its exceptional red fall colour. A favourite for residential landscapes with its compact form. Transplants easily and adapts to a wide range of soils.



AMUR MAPLE - FLAME *Acer ginnala 'Flame'*

   5 m / 16'  4 m / 13'

Outstanding rounded Maple selected for its brilliant red fall colours and summer red fruit. Best used for screens and groupings.



AMUR MAPLE - ROYAL CROWN® *Acer ginnala 'JefUM'*

   5 m / 16'  5 m / 13' USPP#27278

A desired improvement over the species. Royal Crown offers a compact form with medium green foliage that turns a dark, wine-red in fall.




BOXELDER MAPLE - BARON *Acer negundo 'Baron'*

   12 m / 40'  9 m / 30' COPF

An extremely hardy, broad rounded, male selection (seedless) with a powdery blue coating on stems and buds. Leaves are bright green with a lighter green bottom. Adaptable to a wide range of growing conditions.





BOXELDER MAPLE - SENSATION *Acer negundo 'Sensation'*

   8 m / 26'  5 m / 16'

Uniform growth habit with symmetrical branching. Great red fall color.




NORWAY MAPLE - PRAIRIE SPLENDOR
Acer platanoides 'Prairie Splendor'

  10 m / 33'  7 m / 25'

Accent or shade tree is graced with burgundy to rich purple leaves the whole season.



SILVER MAPLE *Acer saccharinum*

  12 m / 39'  8 m / 26'


Known for its traditional maple leaf. This faster growing tree is good for a large space.



SILVER MAPLE - SILVER CLOUD® *Acer saccharinum 'Silver Cloud'®*

  12 m / 39'  8 m / 26' COPF

A hardier upright, oval selection of Silver Maple produced by Rick Durand of Portage la Prairie, Manitoba. Excellent for cold weather climates, a fast grower with a strong central leader and a dense crown.







TARTARIAN MAPLE - HOT WINGS® *Acer tataricum 'Gar Ann'*

   5 m / 16'  4 m / 13' USPP#15023

This compact, oval tree offers dark green foliage and bright red samaras. Tolerant of alkaline and dry soils.



TARTARIAN MAPLE - PATTERN PERFECT™ *Acer tataricum 'Patdell'*

   5 m / 16'  4 m / 13'

Uniform growth habit, compact form, tolerant of urban sites and desired red fall colour makes this a popular choice for today's landscape. Red samaras add to summer's interest.

**FREEMANII MAPLE - AUTUMN BLAZE®** *Acer x freemanii 'Jeffersred'*

☀️ ⬆️ 12 m / 39' ⬅️ 9 m / 29' USPP#4864

This rapid grower is drought tolerant and will adapt to moist soils. The dense, oval habit, deep lobed leaves and red fall colour make this a specimen for any yard.

**OHIO BUCKEYE - AUTUMN SPLENDOR** *Aesculus 'Autumn Splendor'*

☀️ ⬆️ 8 m / 26' ⬅️ 5 m / 16'

A standout in the landscape with its distinctive palm-shaped rich green foliage that turns an attractive tomato-orange in the fall. Highly tolerant of urban pollution and inner city environments.

**OHIO BUCKEYE** *Aesculus glabra*

☀️ ⬆️ 8 m / 26' ⬅️ 5 m / 16'

The palm-shaped leaves of this tree are unusual and attractive, especially in the autumn when the fall color is a range of yellows, orange and reds. Greenish-yellow flowers are produced on large panicles in spring followed by large light brown fruit.

HORSE CHESTNUT *Aesculus hippocastanum*

☀️ ⬆️ 10 m / 33' ⬅️ 7 m / 23'

Beautiful unique, large, palmate leaves. White flowers in May followed by large fruit in fall. Globular, dense habit. Pollution resistant.

**ALDER - PRAIRIE HORIZON®** *Alnus hirsutus 'Harbin'*


☀️ ☀️ ⬆️ 9 m / 30' ⬅️ 7 m / 23' COPF

Medium size growth habit with good drought tolerance. Light coloured bark contrasts nicely with dark green foliage throughout summer. Displays a strong fall interest with attractive golden foliage.

MOUNTAIN ALDER *Alnus incana ssp. tenuifolia*

☀️ ☀️ ⬆️ 6 m / 20' ⬅️ 3 m / 10'

Large shrubs that prefers moist soils.

**SERVICEBERRY - STANDING OVATION™** *Amelanchier alnifolia 'Obelisk'*

☀️ ⬆️ 5 m / 16' ⬅️ 1 m / 3'

Multi-season interest and columnar form makes this plant perfect for today's landscape. White flowers in spring followed by purplish edible berries in June. Fall foliage displays shades of orange, yellow and reds providing a brilliant late season interest. Very cold tolerant.

**ROYAL FROST® BIRCH** *Betula 'Royal Frost'®*

☀️ ⬆️ 12 m / 39' ⬅️ 6 m / 20'

Beautiful white bark with cinnamon hue and purple leaves make this upright tree a must.




photo courtesy of J.C. Bakker

**PAPER BIRCH** *Betula papyrifera*

☀️ ⬆️ 10 m / 33' ⬅️ 6 m / 20'

A loosely pyramidal tree. Stately white bark is a standout in any landscape.

PAPER BIRCH (CLUMP) *Betula papyrifera (clump)*

☀️ ⬆️ 10 m / 33' ⬅️ 6 m / 20'

A loosely pyramidal tree. Stately white bark is a standout in any landscape.



CUTLEAF WEeping BIRCH *Betula pendula* 'Dalecarlica'

☀️ ⬆️ 12 m / 40' ⬅️ 7 m / 25'

A popular choice for front yard specimens. Showy white bark and graceful weeping branches makes this an interesting landscape feature. Does best in moist areas. Formerly known as *Betula pendula laciniata*.

YOUNG'S WEeping BIRCH *Betula pendula* 'Youngii'

☀️ ⬆️ 5 m / 16' ⬅️ 4 m / 13'

A distinctive weeping form with no central leader. Can be easily pruned into desired size and shape. White exfoliating bark as it matures. Compact size makes it suitable for residential landscapes.

DAKOTA PINNACLE® BIRCH *Betula platyphylla* 'Fargo'

☀️ ⬆️ 9 m / 30' ⬅️ 2.5 m / 8' COPF, USPP#10963

Yellow-white bark into maturity that doesn't peel. Has a wonderful golden fall colour. Tolerates heat and drought. A columnar tree.

PARKLAND PILLAR® BIRCH *Betula platyphylla* 'Jefpark'

☀️ ⬆️ 7 m / 23' ⬅️ 1 m / 3' CPBR#4513, USPP#25468

Desirable columnar form and dark green glossy foliage contrasts nicely against the mature white bark. Ideal for screening where privacy is highly sought.

COMMON HACKBERRY *Celtis occidentalis*

☀️ ☀️ ⬆️ 12 m / 40' ⬅️ 9 m / 30'

A rounded, consistent grower with a distinctive corky bark and ascending branches. Suitable for extreme city conditions and makes a great substitute for American Elm.

SNOWBIRD HAWTHORN *Crataegus x mordenensis* 'Snowbird'

☀️ ⬆️ 5 m / 16' ⬅️ 4 m / 13' COPF

Double, white flowers are followed by showy bright red fruits. Its compact size has made it a common choice for homeowners. A seedling of Toba Hawthorn but considered hardier.

RUSSIAN OLIVE *Elaeagnus angustifolia*

☀️ ⬆️ 9 m / 30' ⬅️ 5 m / 16'

Showy fragrant blooms, pea-size fruit and long lasting silver foliage gives an excellent contrast. Tolerates poor soils, salt and wet. Irregular habit.

WHITE ASH - TUXEDO *Fraxinus americana* 'Durgar'

☀️ ⬆️ 10 m / 33' ⬅️ 6 m / 20'

A hardy selection of White Ash from Manitoba with superior purple fall foliage and an upright compact form.

MANCANA ASH *Fraxinus mandshurica* 'Mancana'


☀️ ⬆️ 8 m / 26' ⬅️ 5 m / 16'

Ideal for residential use with its clean and dense, oval form. Very adaptable to drought and excessive moisture conditions. No serious disease problems.

GREEN ASH - PATMORE *Fraxinus pennsylvanica* 'Patmore'

☀️ ⬆️ 12 m / 39' ⬅️ 7 m / 23' COPF, USPP#4684

Popular for its shiny foliage that appears earlier in spring than most other Ash, and is retained longer in the fall. Drought tolerant. Seedless. Upright, oval habit.



**GREEN ASH - PRAIRIE SPIRE™** *Fraxinus pennsylvanica 'Rugby'*

  12 m / 39'  6 m / 20' COFF


Features a tight, narrow, upright form, attractive foliage and excellent cold hardiness. Suitable for a wide range of applications. Seedless.

THORNLESS HONEYLOCUST - NORTHERN ACCLAIM®
Gleditsia triacanthos var. inermis 'Harve'

  10 m / 33'  7 m / 23' COFF

A NDSU introduction with superior cold hardiness. Attractive boulevard specimen with bright green lacy foliage that develops a brilliant yellow colour in fall. Broad, open form with symmetrical branching.

**BLACK WALNUT** *Juglans nigra*

  9 m / 30'  8.5 m / 28'

An ideal oval, upright shade tree with large green foliage. Produces round nuts in the fall, in pairs or singly, enclosed in a green husk. The nuts are edible and highly nutritious.

SUMMER FROST AMUR MAACKIA *Maackia amurensis 'Summer Frost'*

  5 m / 16'  4 m / 13'

A Manitoba selection with superior cold hardiness and drought tolerance. Spring buds evolve into silvery summer flowers with a frost-like appearance. A suitable consideration for tough growing sites.

**COURAGEOUS FLOWERING CRAB** *Malus 'DurLawrence'*

  5 m / 16'  2 m / 6'

A seedless broad, upright crab apple with pink flowers. Dedicated to the memory of Lawrence E. Aubin.

GLADIATOR® FLOWERING CRAB *Malus 'Durleo'*

  6 m / 20'  3 m / 10' COFF, CPBRAE, USPP#20167




Attractive pink flowers with glossy, purple leaves and small purple ornamental fruit. Excellent disease resistance. Tight, upright form.

**STARLITE® FLOWERING CRAB** *Malus 'Jeflite'*

  6 m / 20'  4.5 m / 15' COFF

Abundance of white flowers appear in spring followed by solid green foliage throughout the growing season. Retained tiny red fruit, adds to winter interest.

PURPLE SPIRE® FLOWERING CRAB *Malus 'Jefspire'*

  7 m / 23'  1 m / 3'



Erect form with purplish-green foliage throughout summer, purple intensifies as fall weather approaches. Pink flowers contrast nicely against dark foliage. Purple fruit is displayed in fall. Excellent choice where privacy is desired.

**KELSEY FLOWERING CRAB** *Malus 'Kelsey'*

  5 m / 16'  4.5 m / 15'

Flower buds are dark red, opening to a double, pink flowers. Fruit is persistent. Very hardy. Open, rounded habit.

PINK SPIRES FLOWERING CRAB *Malus 'Pink Spires'*

  6 m / 20'  5 m / 18'

A good choice for a confined area with its narrow upright form. This upright grower has red-purplish foliage in spring.



**ROYAL BEAUTY FLOWERING CRAB** *Malus 'Royal Beauty'*


  3 m / 10'  2 m / 6' COFF

A unique variety with an elegant weeping, compact habit. Makes an ideal specimen or feature plant. Fruit is retained through the winter and is a favourite of birds. Superior disease resistance.

**SHAUGHNESSY COHEN FLOWERING CRAB** *Malus 'Shaughnessy Cohen'*

  7.6 m / 25'  7 m / 25' COFF

One of the first crab apples to leaf in spring. Its foliage has a reddish hue. Fruit attracts birds. Uniform, rounded habit.

**SPRING SNOW FLOWERING CRAB** *Malus 'Spring Snow'*

  6 m / 20'  4 m / 13' USPP#2667

A unique selection producing a dense, oval habit. Heavy producer of blooms in spring with attractive shiny foliage. No fruit is produced, making it desirable for street planting.

**THUNDERCHILD FLOWERING CRAB** *Malus 'Thunderchild'*

  6 m / 20'  6 m / 20' COFF

Flowers appear in spring before foliage of deep purple. Similar to Royalty but with excellent resistance to fireblight. A favourite with both homeowners and tree growers. Upright, spreading habit.

**POPLAR - AC SUNDANCER** *Populus 'ACWS151'*


  12 m / 40'  3 m / 10'

A recent selection by AAFC-AESB Agroforestry Development Centre, Indian Head SK. An extremely cold hardy and drought tolerant tree with exceptional disease resistance and very low sucking tendencies. Popular columnar form makes it ideal for smaller landscapes.

**POPLAR - BALSAM** *Populus balsamifera*

  15 m / 48'  6 m / 20'

Narrow crown; pyramidal with thick ascending branches. One of Canada's hardiest trees. This native tree can be messy and invasive.

**POPLAR - SIOUXLAND COTTONWOOD** *Populus deltoides 'Siouxland'*

  13 m / 43'  8 m / 26'

A cottonless selection of Cottonwood with large, glossy shimmering foliage that is very rust resistant. Very tolerant of environmental pollutants. Vase-shaped form.

**POPLAR - SWEDISH COLUMNAR ASPEN** *Populus tremula 'Erecta'*


  9 m / 30'  1 m / 3'

Fast growing, seedless and columnar habit. Prairie hardy. Excellent screen or windbreak and where privacy is a concern. Attractive fall colour adds to its stately appearance.

**POPLAR - QUAKING OR TREMBLING ASPEN** *Populus tremuloides*

  12 m / 40'  9 m / 30'

The form of this tree starts as an upright pyramidal shape when young and branches to a rounded form at maturity. Foliage turns to golden in the fall.

**POPLAR - PRAIRIE SKYRISE TREMBLING ASPEN** *Populus tremuloides 'Prairie Skyrise'*

  12-15 m / 40-50'  1.5-2 m / 5-6' CPBR#4582, USPP#26575


Fast growing, upright columnar form with very compact branching habit and deep green foliage. Leaves out earlier than Swedish Aspen. Golden-yellow fall colour. Excellent for screens and windbreaks. Perfect for small yards. Best in a moist, well-drained soil.

**POPLAR - ASSINIBOINE** *Populus x 'Assiniboine'*

 \updownarrow 15 m / 50' \leftrightarrow 5 m / 16'

Noted for its narrow, upright habit. One of the best selections for this region with an attractive pyramidal shape that is highly resistant to gall mite and canker.

POPLAR - NORTHWEST POPLAR *Populus x 'Northwest'*

 \updownarrow 15 m / 49' \leftrightarrow 10 m / 33'

A fast-growing, rounded tree with large leaves. Valued as a shelterbelt tree due to its hardiness and drought tolerance. Best growth on moist soils.

**POPLAR - OKANESE** *Populus x 'Okanese'*

 \updownarrow 12 m / 40' \leftrightarrow 8 m / 26'

A fast-growing, rounded tree with large leaves. Best growth on moist soils. Very disease resistant.

POPLAR - PRAIRIE SKY *Populus x canadensis 'Prairie Sky'*

 \updownarrow 10 m / 33' \leftrightarrow 3 m / 10' COFF

Highly desired for narrow form. Ideal as a windbreak or where privacy is a concern. Highly resistant to leaf rust and canker. Fast growing.

**POPLAR - TOWER** *Populus x canescens 'Tower'*

 \updownarrow 10 m / 33' \leftrightarrow 1 m / 3' COFF

Columnar form, seedless, branches to ground. Excellent screen or windbreak. Fast growing.

**AMUR CHERRY** *Prunus maackii*

 \updownarrow 9 m / 30' \leftrightarrow 5 m / 16'

Attractive exfoliating gold bark (even in winter) and masses of flowers followed by black fruit make this an attractive rounded tree for any landscape. Very hardy and fast growing.

**AMUR CHERRY - KLONDIKE®** *Prunus maackii 'Jefdike'*

 \updownarrow 8 m / 26' \leftrightarrow 4.5 m / 15'


Excellent flowering tree in residential and commercial plantings. Klondike® is a four season ornamental with outstanding bark colour throughout the winter months.

**AMUR CHERRY - MING** *Prunus maackii 'Ming'*

 \updownarrow 6 m / 20' \leftrightarrow 5 m / 16'

A dark barked, almost burgundy in colour with a superior tolerance to frost cracking. Uniform branching habit gives this tree a very full form at a young age. Compared to recent introductions, 'Ming' is a great improvement.

**PRINCESS KAY PLUM** *Prunus nigra 'Princess Kay'*

 \updownarrow 4 m / 13' \leftrightarrow 3 m / 10'

The perfect tree for today's landscape. Double, white flowers smother the tree in spring (very little fruit is produced with double blooms), followed by contrasting foliage of bronze-green with dark bark. A hardy selection of native wild Canada Plum.

**MAYDAY - ADVANCE** *Prunus padus 'Advance'*

 \updownarrow 6 m / 20' \leftrightarrow 4 m / 13'

Rounded habit and masses of early spring fragrant blooms followed by small black chokecherry-like fruit. Tolerates poor soil and cold.



MAYDAY - SWEETHEART *Prunus padus 'Sweetheart'*

☀️ ↑ 6 m / 20' ↔ 5 m / 16'

A desirable form of Mayday with purple foliage and pink blooms. Excellent in residential and commercial plantings with its smaller form and non-suckering habit.



PINCHERRY *Prunus pensylvanica*

☀️ ↑ 5 m / 16' ↔ 3 m / 10'

Makes an attractive oval, upright tree. Requires sun and is very tolerant to all soils except poorly drained sites. Very hardy.



PINCHERRY - MARY LISS *Prunus pensylvanica 'Mary Liss'*

☀️ ↑ 5 m / 16' ↔ 3 m / 10'

Makes an attractive semi-weeping tree with its white flowers in spring followed by large 1/2 inch fruit. Harvest is usually significantly higher than compared to the species. Very hardy.



SCHUBERT CHOKECHERRY - DWARF ARROWHEAD
Prunus virginiana 'Arrowhead Schubert'

☀️ ↑ 5 m / 16' ↔ 4 m / 13'

A good choice for smaller landscapes with its compact form. Attractive dark purple foliage throughout the season. Stronger resistance to disease with a more controlled growth rate.



SCHUBERT CHOKECHERRY - MIDNIGHT *Prunus virginiana 'Midnight'*

☀️ ↑ 8 m / 26' ↔ 5 m / 16' COFF

A handsome oval, upright tree with dark purple foliage. A non-suckering selection from Lakeshore Tree Farms in Saskatoon. Fast growing.



MUCKLE PLUM *Prunus x nigrella 'Muckle'*

☀️ ↑ 3-6 m / 10-20' ↔ 1.5-3 m / 5-10'

Dark plum glossy foliage turns orangey-red in fall. Rose-pink blooms emerge from bright red buds in early spring. Hardy low maintenance plant with a rounded growth habit. Makes a great small accent.



BUR OAK *Quercus macrocarpa*

☀️ ↑ 15 m / 49' ↔ 10 m / 33'

Traditional upright, oval Oak Tree. Slow growing and long lived. Acorn fruit, native to the Prairies. Makes an impressive park or large area specimen tree.



PRAIRIE CASCADE WILLOW *Salix 'Prairie Cascade'*

☀️ ↑ 9 m / 30' ↔ 9 m / 30' COFF

Prairie Cascade is a hardy tree with glossy green foliage and a weeping habit. The stems are golden and of interest in the winters.



SILKY WHITE WILLOW *Salix alba*

☀️ ↑ 15 m / 49' ↔ 9 m / 30'


Silky White Willow is a common broad, oval tree with a fast growth rate, and masses of silvery leaves. A great tree for contrast.



GOLDEN ADVANCE WILLOW *Salix alba 'Golden Advance'*

☀️ ↑ 9 m / 30' ↔ 6 m / 20'




The bark is golden. A great broad, oval tree for contrast. Like most willows, it tolerates very moist soil.

**WEeping LACE WILLOW** *Salix babylonica* 'Lace'

  10 m / 33'  10 m / 33'

Highly sought after weeping form of Willow for the prairies. Graceful arching branches sweep downward toward the ground. Ideal for large areas, preferably on the edge on a pond. Avoid dry locations.

LAUREL LEAF WILLOW *Salix pentandra*

  10 m / 33'  10 m / 33'

Attractive leathery, glossy green leaves. Fast grower, excellent for windbreaks or screens. Very hardy and adaptable. Upright, rounded habit.

**PRAIRIE REFLECTION® LAUREL WILLOW** *Salix pentandra* 'Silver Lake'

  11 m / 36'  8 m / 26' COPF



The glossiness of the leaves reflect sunlight much like a mirror, hence its name. Fast grower, excellent for windbreaks or screens. Very hardy and adaptable. Rounded form.

**AMERICAN MOUNTAIN ASH** *Sorbus americana*

  6 m / 20'  5 m / 16'

Compact tree of vigorous growth with ascending branching habits. Rich autumn tints. Small bright red fruit in clusters are produced after the creamy-white flowers have faded.

**EUROPEAN MOUNTAIN ASH** *Sorbus aucuparia*

  7 m / 23'  5 m / 16'

A hardy selection with an upright rounded form producing orange-red fruits in clusters providing a winter food source for local birds.

**BLACK HAWK MOUNTAIN ASH** *Sorbus aucuparia* 'Black Hawk'

  9 m / 30'  6 m / 20'

A strong upright, oval form that lends itself to smaller spaces. Attractive foliage of dark green turns an impressive fall colour. Fruits produced are orange-red and slightly larger than other varieties.

**RUSSIAN MOUNTAIN ASH** *Sorbus aucuparia* 'Rossica'

  8 m / 26'  5 m / 16'

The tallest of the Mountain Ash, bearing clusters of tiny red fruits. Upright, pyramidal form.

**DECORA (SHOWY) MOUNTAIN ASH** *Sorbus decora*

  6 m / 20'  5 m / 16'

One of our smaller mountain ash varieties that is a prolific bloomer. It has good disease and sunscald resistance.

**JAPANESE TREE LILAC** *Syringa reticulata*

  8 m / 26'  6 m / 20'

The white flowers, borne in early summer, are the main ornamental feature. Compact, oval form.

**JAPANESE TREE LILAC - SHOGUN***Syringa reticulata* 'DurPSN500'

↑ 6 m / 20' ↔ 3 m / 13'

Narrow, upright specimen tree with large panicles of creamy-white fragrant flowers in early summer, dark green foliage and glossy brown bark. Beautiful fall colour.

**JAPANESE TREE LILAC - IVORY SILK***Syringa reticulata* 'Ivory Silk'


↑ 6 m / 20' ↔ 4 m / 13' COPF

A superior selection with its fragrant clusters of white blooms and cherry-like bark. Excellent compact, narrow specimen tree.

**JAPANESE TREE LILAC - SIGNATURE™***Syringa reticulata* 'Sigzam'

↑ 5 m / 16' ↔ 3 m / 10'

A late flowering selection compared to other tree lilacs with rounded panicles as opposed to conical flowers. Shows superior hardiness in tough conditions. Attractive bronze fall foliage with a more upright and compact form when compared to Ivory Silk.

**AMERICAN LINDEN** *Tilia americana*


↑ 15 m / 49' ↔ 8 m / 26'

Large heart-shaped leaves provide an excellent source of shade. The pale yellow flowers are fragrant and are highly regarded by bees. Produces a nut-like fruit with a thin green husk. Excellent upright, pyramidal specimen tree.

**AMERICAN LINDEN - TRUE NORTH™** *Tilia americana* 'Duros'

↑ 15 m / 49' ↔ 4.5 m / 15' COPF

Upright, pyramidal habit providing ideal form where width is a concern. Outstanding selection for row planting or defining space in the landscape. Bark is light grey when young.

**AMERICAN LINDEN - SENTRY** *Tilia americana* 'MckSentry'

↑ 12 m / 39' ↔ 8 m / 26'

Attractive, uniform branching habit and upright narrow form. Leaves turn to a beautiful orange, red and gold in fall.

**LITTLE LEAF LINDEN** *Tilia cordata*

↑ 12 m / 39' ↔ 9 m / 30'

Transplants easily and is very pollution tolerant making it an excellent choice for cities. Yellowish, fragrant flowers in June. Fall foliage colouration is quite spectacular. Broad, pyramidal form.

**LITTLE LEAF LINDEN - GREENSPIRE™** *Tilia cordata* 'Greenspire™'

↑ 12 m / 39' ↔ 7 m / 23' USPP#2086

Provides an oval, compact form with an excellent branching habit, dark bark and rich foliage. Pale yellow flowers have a spicy fragrance.

**LITTLE LEAF LINDEN - NORLIN™** *Tilia cordata 'Ronald'*


  12 m / 39'  9 m / 30' COPF, USPP#8239




A hardy, broad, pyramidal selection of Little Leaf Linden. Norlin™ is a vigorous grower with dark greenish-brown stems and shows an improved resistance to sunscald and leaf gall.

LITTLE LEAF LINDEN - LONE STAR™
Tilia cordata 'Skinner's Select'

  10 m / 33'  8 m / 26'

Lone Star has a dense, rounded head and a slightly more compact form than the species. Ideal for specimen use on boulevards and in recreational areas.

**DROPMORE LINDEN** *Tilia x flavescens 'Dropmore'*

  10 m / 33'  6 m / 20'




Showy fragrant, cream-coloured blooms in early summer followed by small woody fruit in late summer. Excellent dense, pyramidal specimen tree.

**AMERICAN ELM** *Ulmus americana*

  21 m / 70'  12 m / 39'

Excellent as a street tree because of its vase-shaped habit.

**AMERICAN ELM - BRANDON** *Ulmus americana 'Brandon'*

  15 m / 49'  10 m / 33'




A Manitoba selection of American Elm with a more compact form. Suitable for street or boulevard planting because of its vase-shaped habit.

**DISCOVERY® ELM** *Ulmus davidiana var. japonica 'Discovery'®*

  10 m / 33'  7 m / 23' COPF, USPP#10558

A compact version of the Japanese Elm which is highly resistant to Dutch Elm Disease. Displays good cold hardiness with very little seed production.

**NIGHT RIDER ELM** *Ulmus davidiana var. japonica 'Night Rider'*

  9-10 m / 30-35'  7-9 m / 25-30'

Purple fall colour makes this Japanese Elm unique. Dutch-Elm disease resistant, and improved branching habit.